

GL02971-10

3600'

3700'

3800'

3900'

4000'

4100'

4200'

4400'

4500'

4600'

4700'

4800'

4900'

5000'

100' / 11

5040'

TD

5000'

5000'

4900'

4800'

4700'


4600'

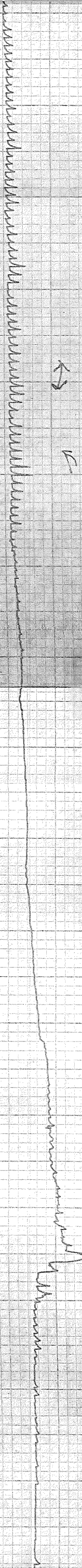
4500'

4400'

4300'

4200'





↑ TOOL HANGING

4200'  
4100'  
4500'  
3900'  
3800'  
3700'  
3600'  
3500'

4000 OFF SET


RATE FT/MIN = 20

3500'

3000'

2500

2000



1500'

1000'

800'

700'

600'

500'

400'

300'

200'

100'

0'

300

200

100

0°F

20K

10K

5K

0 μmhos

RED TEMP

BLUE COND

RRGP # 1  
TEST 1A BASE 6.9

9-17-82 0800  
Depth - 5040 - 360'

100' INDICATED = 98.46' ACTUAL

CONDUCTIVITY / TEMPERATURE

WELL IS FLOWING

RATE FT/MIN 20

SMJ