

End of Section
3 of 5

GLD2971-35

RRGP-5
Test-5

11-15-82

Chart speed = 2"/hr

Red = Temp
200-300 °F

Blue = Flow
0-200 gpm

22:02

30:04

17:39

405 5006-5

INC FLOW

16:15

14:50

Date to
Valving
at #7
for #1 line
Keep warm

13:10

10:20
5A06-5 Adj.

16:45 Restarted pump - instrumentation recorder
reprogrammed

10:34 - Power Dip - Pump & instrumentation
recorders off

10:45

10:12

08.30

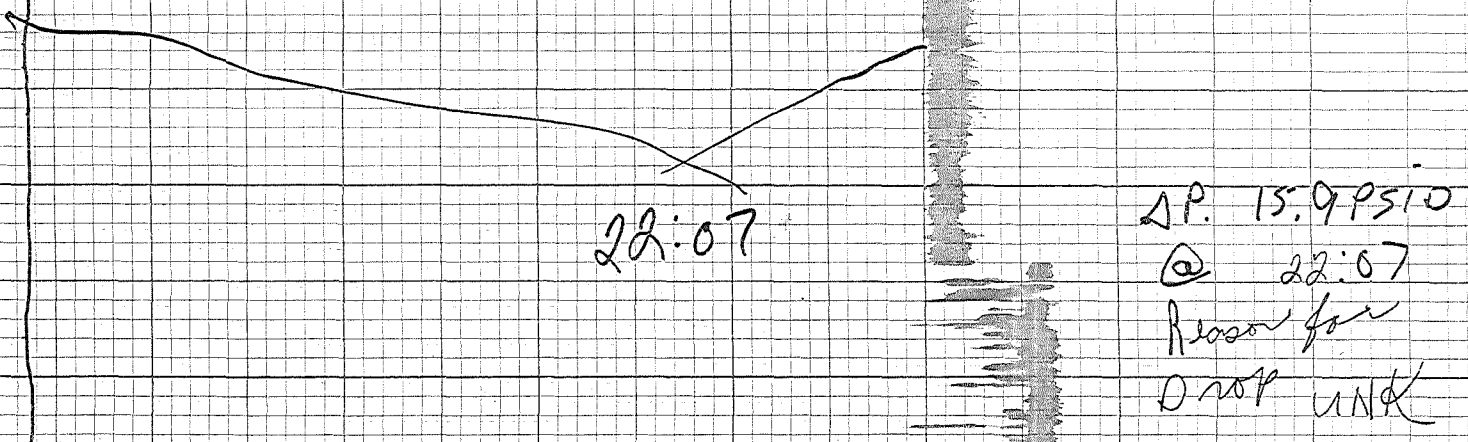
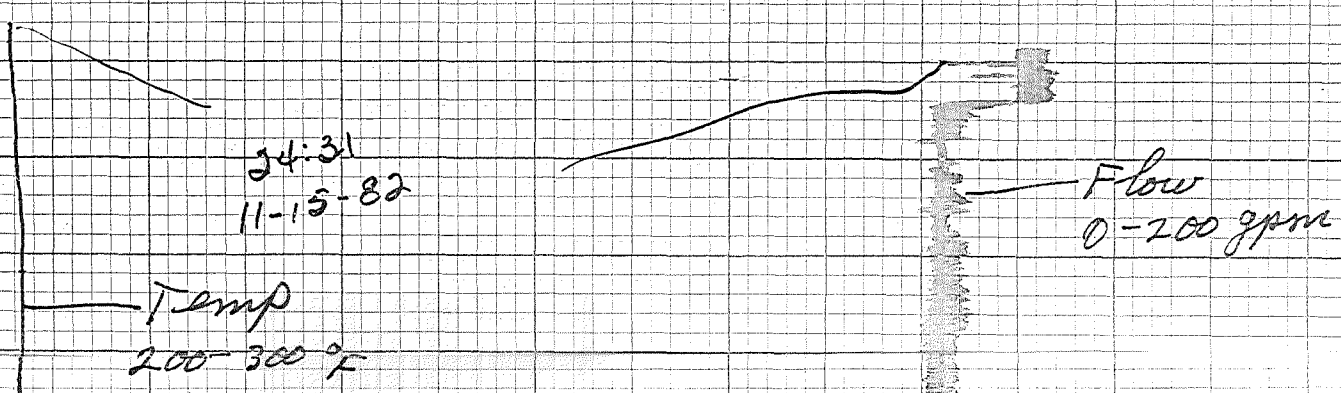
08.30

06.04

04.19

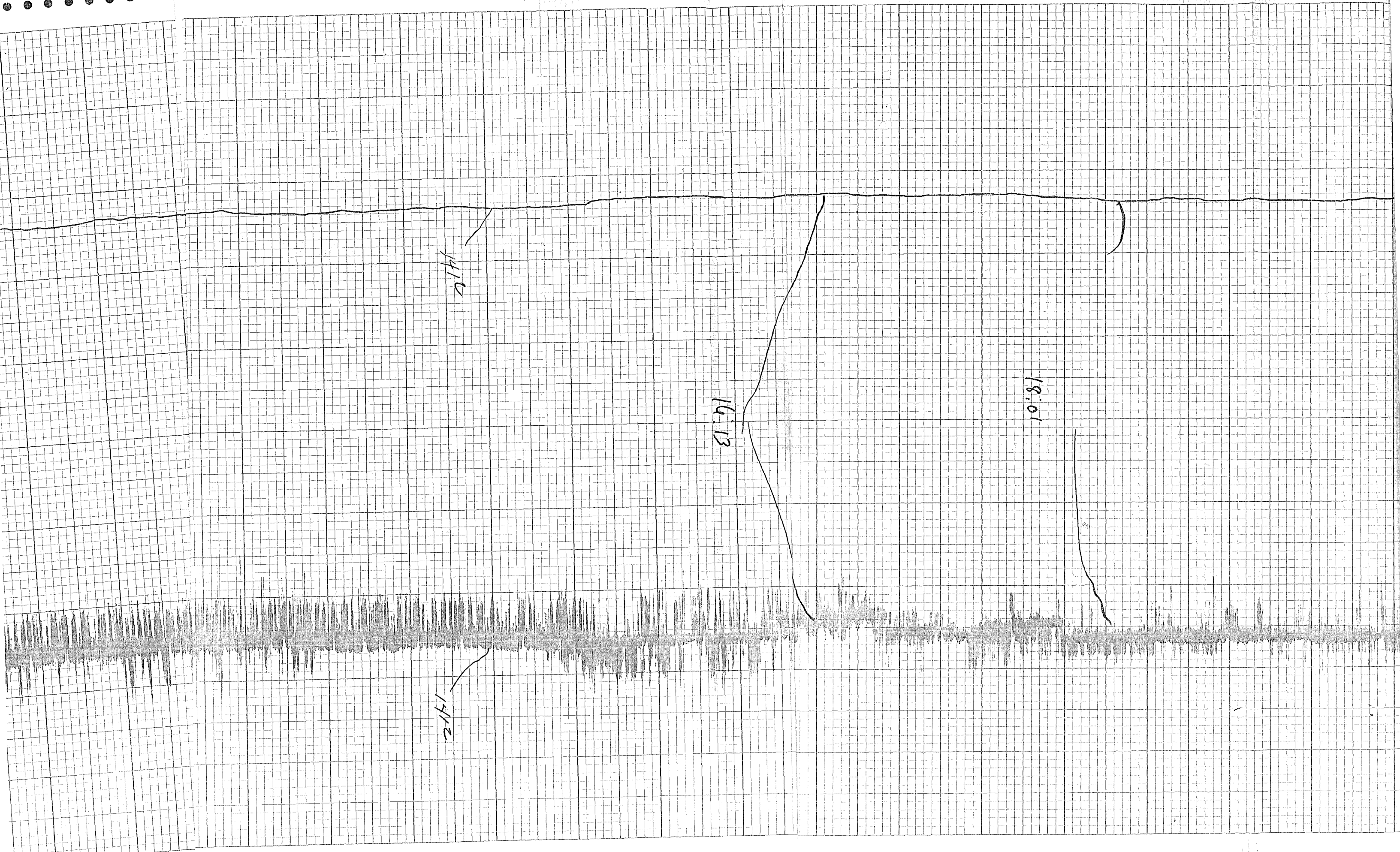
02.105

24:33
11-15-82
RECV-5
TEST-5
RED-TEMP - 200°-300°F
BLUE-FLOW - 0-300 GPM
CHART SPEED 2 1/4" / HR
JD



20:26

JK



14:00

14:13

18:01

14:02

10:40

10:40

08:20

08:20

06:00

04:00

HEWLETT PACKARD
9900 A44

04:00

02:13

24:42
11-14-82
RKB-5
TEST-5
Red-TEMP- 200°-300°F
Blue-Flow - 0-200 GPM
CHART SPEED 2"/HR
B

Temp
250-300°F

24:42
11-14-82

Flow -
0-200 gpm

22:04

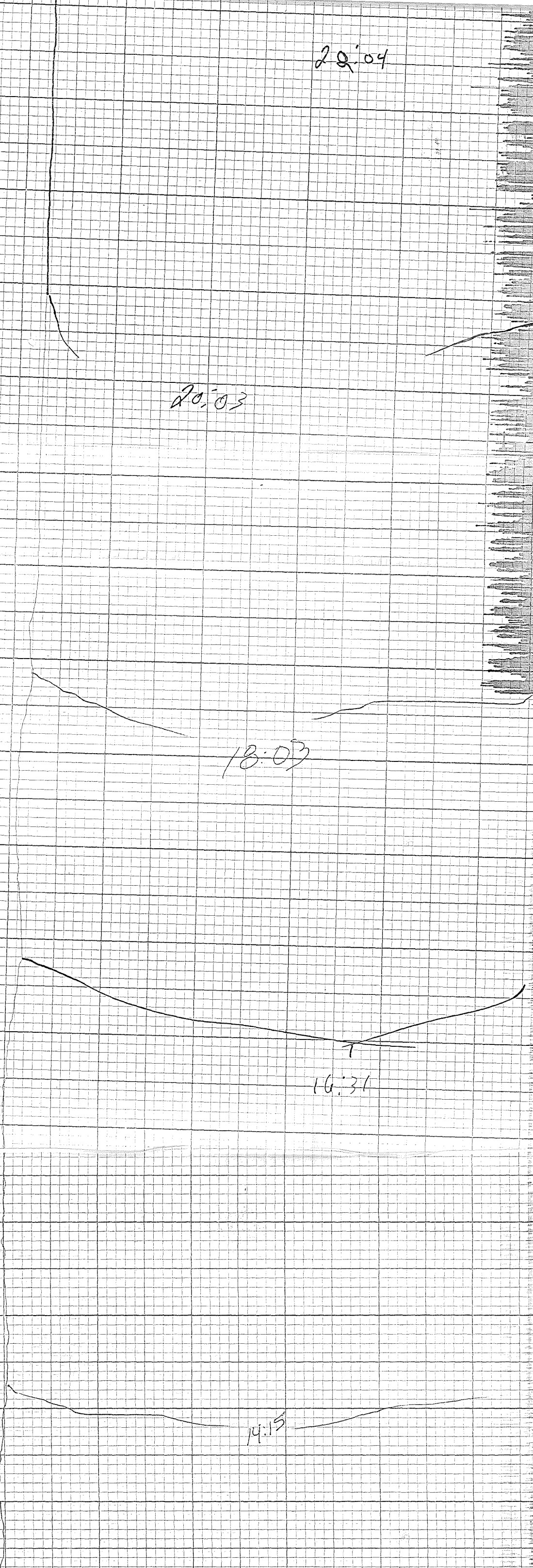
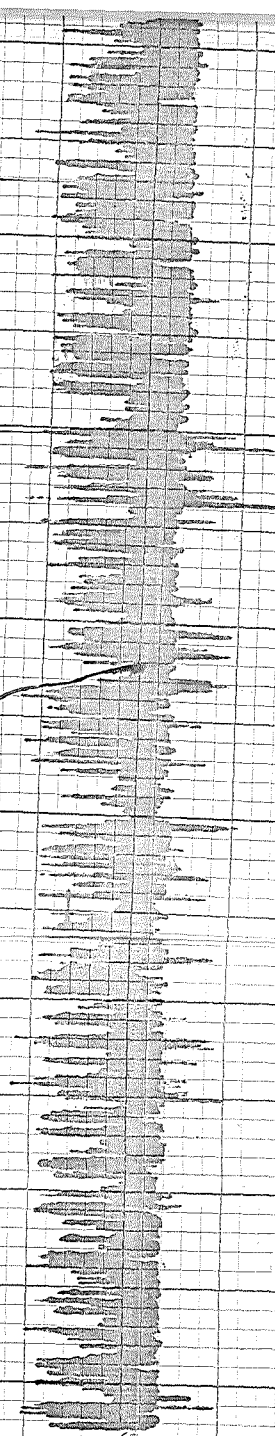
22:04

20:03

18:03

16:31

14:15



12:00

10:00

08:00

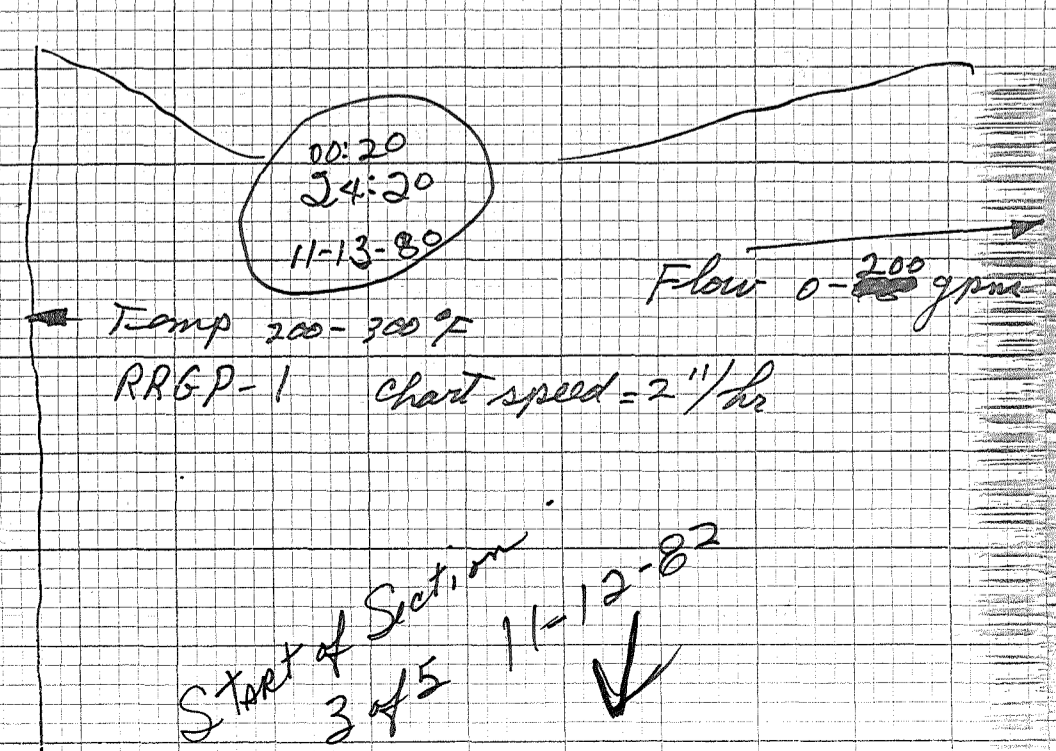
06:00



0352

02:07

RRGP-5
 24:23
 11-13-82
 RED-TEMP. 200°-300°F
 BLUE-FLOW 0-200 GPM
 CHART SPEED 3"/HR
 TEST-5
~~15~~



20:20
 24:20
 11-13-89

Temp 200-300°F

Flow 0-200 gpm

RRGP-1 Chart speed = 2"/hr

Start of Section
 3 of 5 11-12-82
 ↓

11-12-82