

6102974-18

End of Section
3 of 3

11-1-82

2:03
SWT IN

11:00

09:00

07:30

05:33

100 90 80 70 60 50 40 30 20 10 0

100 90 80 70 60 50 40 30 20 10 0


PRINTED IN U.S.A.

CHART NO. LIC-0100-0013


PRINTED IN U.S.A.

CHART NO. LIC-0100-0013

100 90 80 70 60 50 40 30 20 10 0




03:45



00:35

11/1/82



23:23

23:23

100 90 80 70 60 50 40 30 20 10

21:22

21:22

19:19

19:19

16:53

16:53

100 90 80 70 60 50 40 30 20 10 0

15:00

15:00

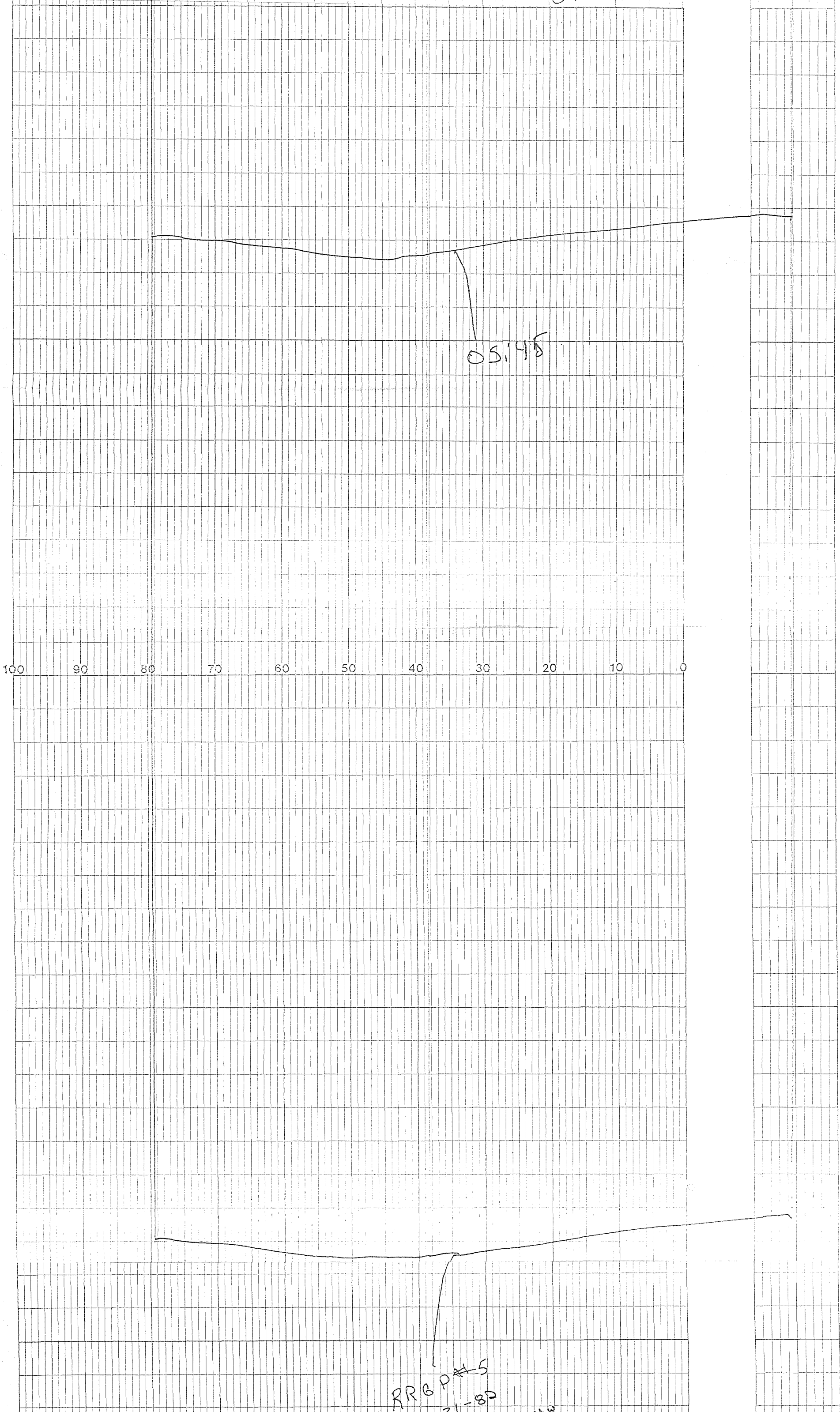
13:16

10:04

07:34

100 90 80 70 60 50 40 30 20 10 0

01-21



RRB P#5
10-31-82

00:45

TEST 20 BACKFLOW

CHAM 1-21 - PH
" " 2 - COND
" " 3 - ERT

CHAM 1-21 - SEM/MT
CWT

00:39

10/31/82

23:20

23:20

21:40

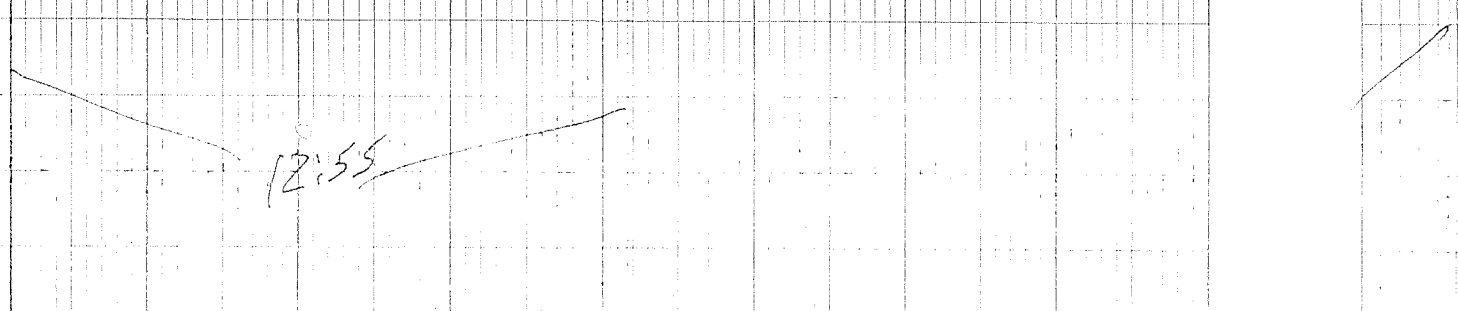

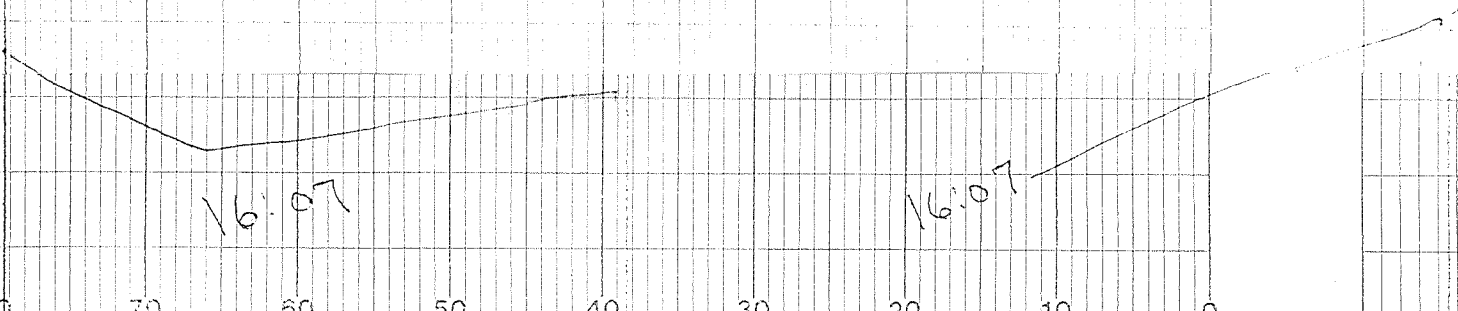
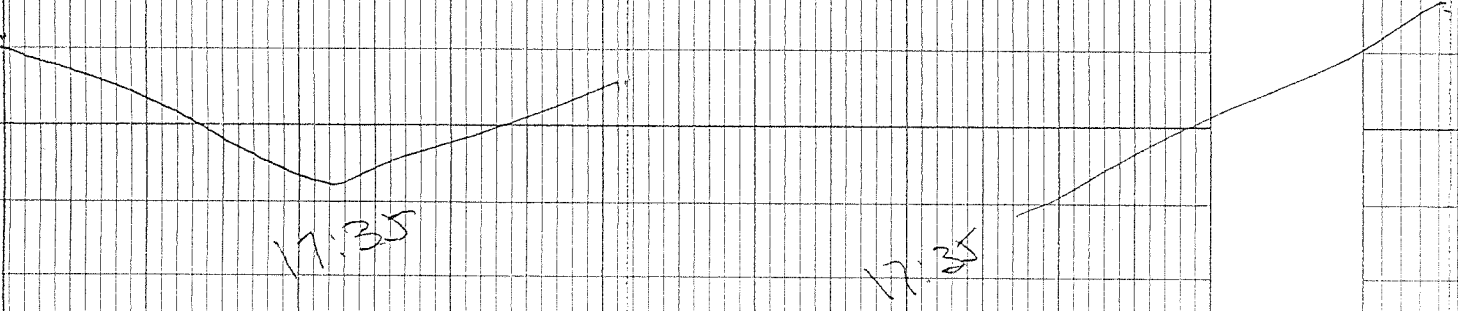
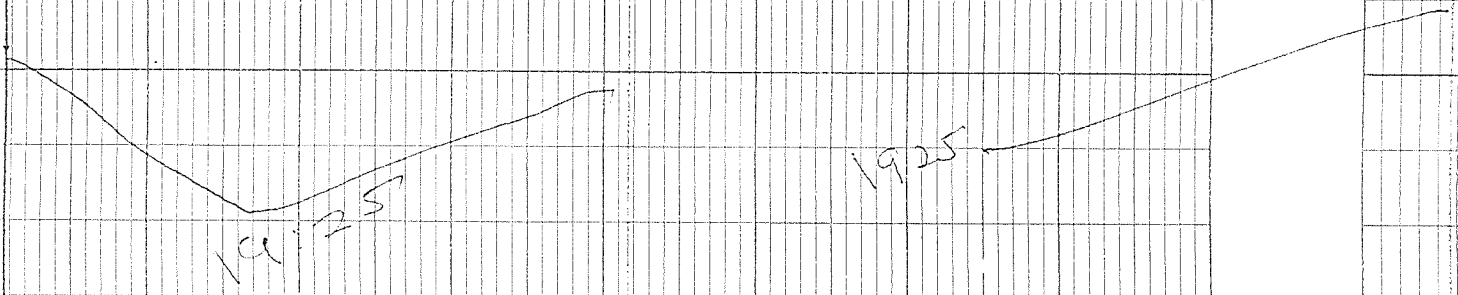
21:40

19:25

25

100 90 80 70 60 50 40 30 20 10 0

100 90 80 70 60 50 40 30 20 10 0



40

40

12:55

10:01

07:08

05:00

100 90 80 70 60 50 40 30 20 10 0

05:00

03:00

OCT 30 - 1982

23:20

2320

15:18

17:27

19:20

21:25

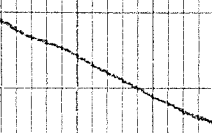


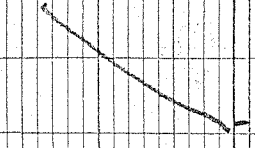


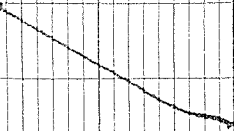

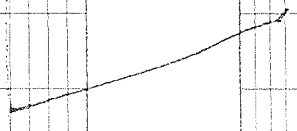



23:20

17:27

19:20

21:25

0 10 20 30 40 50 60 70 80 90 100



15:18

100 90 80 70 60 50 40 30 20 10 0

3:50

11:58

Sheet 2 of Section
3 of 3