

6102474-22

End of Section
1 of 2

02:00

10-21-82

01:00

100 90 80 70 60 50 40 30 20 10 0

100 90 80 70 60 50 40 30 20 10 0

24:00
10-21-82

24:00
10-21-82

23:03

21:15

20:13

0 10 20 30 40 50 60 70 80 90 100

CHAR
PRINTED IN U.S.A.
CHART NO. LIC-011025

20:13

18:17

15:57

15:57

13:44:50
stopped
TRACER
INJECT.

13:35
started TRACER
Injection pump
FROM TANK "C"

13:44:50

13:30

13:35

12:00

100 90 80 70 60 50 40 30 20 10 0

0 10 20 30 40 50 60 70 80 90 100

100 90 80 70 60 50 40 30 20 10 0

CHART NO. LIC-0150-0025

PRINTED IN U.S.A.

CHART NO. LIC-0100-0025

1200

1100

1000
10-20-82

08:00

07:00

06:00

ARINA

04:00

0 10 20 30 40 50 60 70 80 90 100

04:00

03:00

02:00

01:00

100 90 80 70 60 50 40 30 20 10 0

24:00

10/20/82

23:00

21:00

21:00

18:00

17:03

16:19
TEST 2D INJECTION
10-19-82
RRGP #5

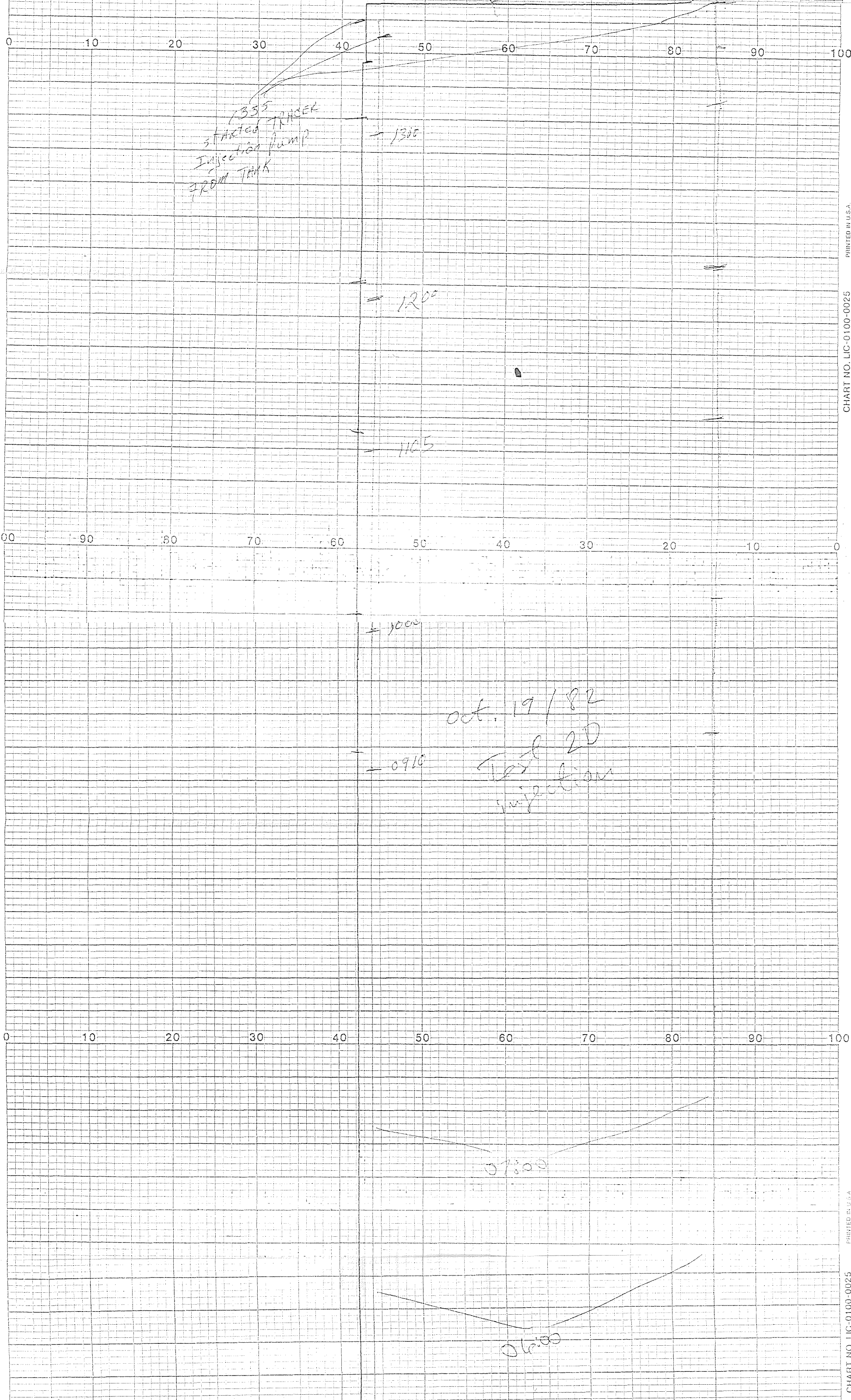
1501

13:47:20
tracer off

12:53

13:35
STARTED TRACER
INJECTION PUMP
FROM TANK

1300



1355
started TRACER
Injection pump
FROM TANK

1300

1200

1105

1000

0910

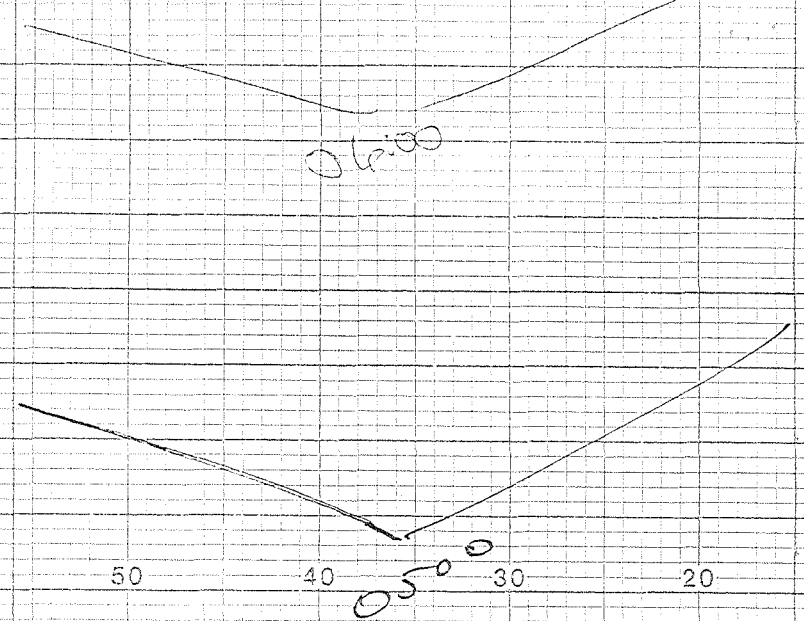
Oct. 19/82

Test 2D
Injection

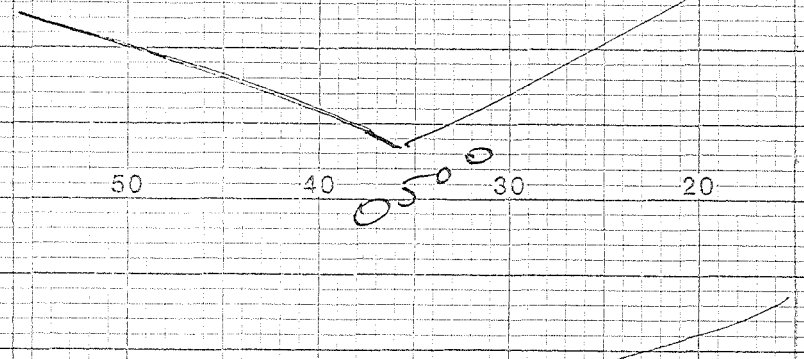
07:00

06:00


100 90 80 70 60 50 40 30 20 10 0



100 90 80 70 60 50 40 30 20 10 0



100 90 80 70 60 50 40 30 20 10 0



100 90 80 70 60 50 40 30 20 10 0

100 90 80 70 60 50 40 30 20 10 0

100 90 80 70 60 50 40 30 20 10 0

100 90 80 70 60 50 40 30 20 10 0

100 90 80 70 60 50 40 30 20 10 0

100 90 80 70 60 50 40 30 20 10 0

100 90 80 70 60 50 40 30 20 10 0

100 90 80 70 60 50 40 30 20 10 0

100 90 80 70 60 50 40 30 20 10 0

100 90 80 70 60 50 40 30 20 10 0

100 90 80 70 60 50 40 30 20 10 0

100 90 80 70 60 50 40 30 20 10 0

100 90 80 70 60 50 40 30 20 10 0

100 90 80 70 60 50 40 30 20 10 0

100 90 80 70 60 50 40 30 20 10 0

100 90 80 70 60 50 40 30 20 10 0

100 90 80 70 60 50 40 30 20 10 0

100 90 80 70 60 50 40 30 20 10 0

100 90 80 70 60 50 40 30 20 10 0


100 90 80 70 60 50 40 30 20 10 0

100 90 80 70 60 50 40 30 20 10 0

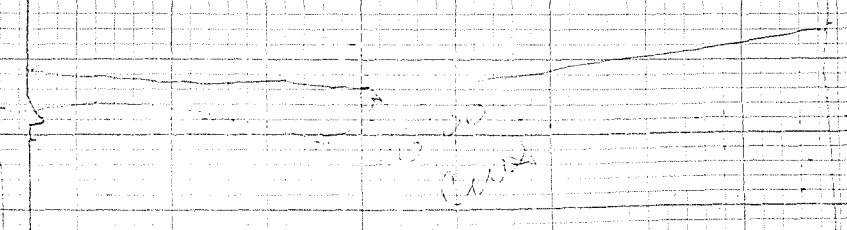
100 90 80 70 60 50 40 30 20 10 0

10/19/83

100 90 80 70 60 50 40 30 20 10 0

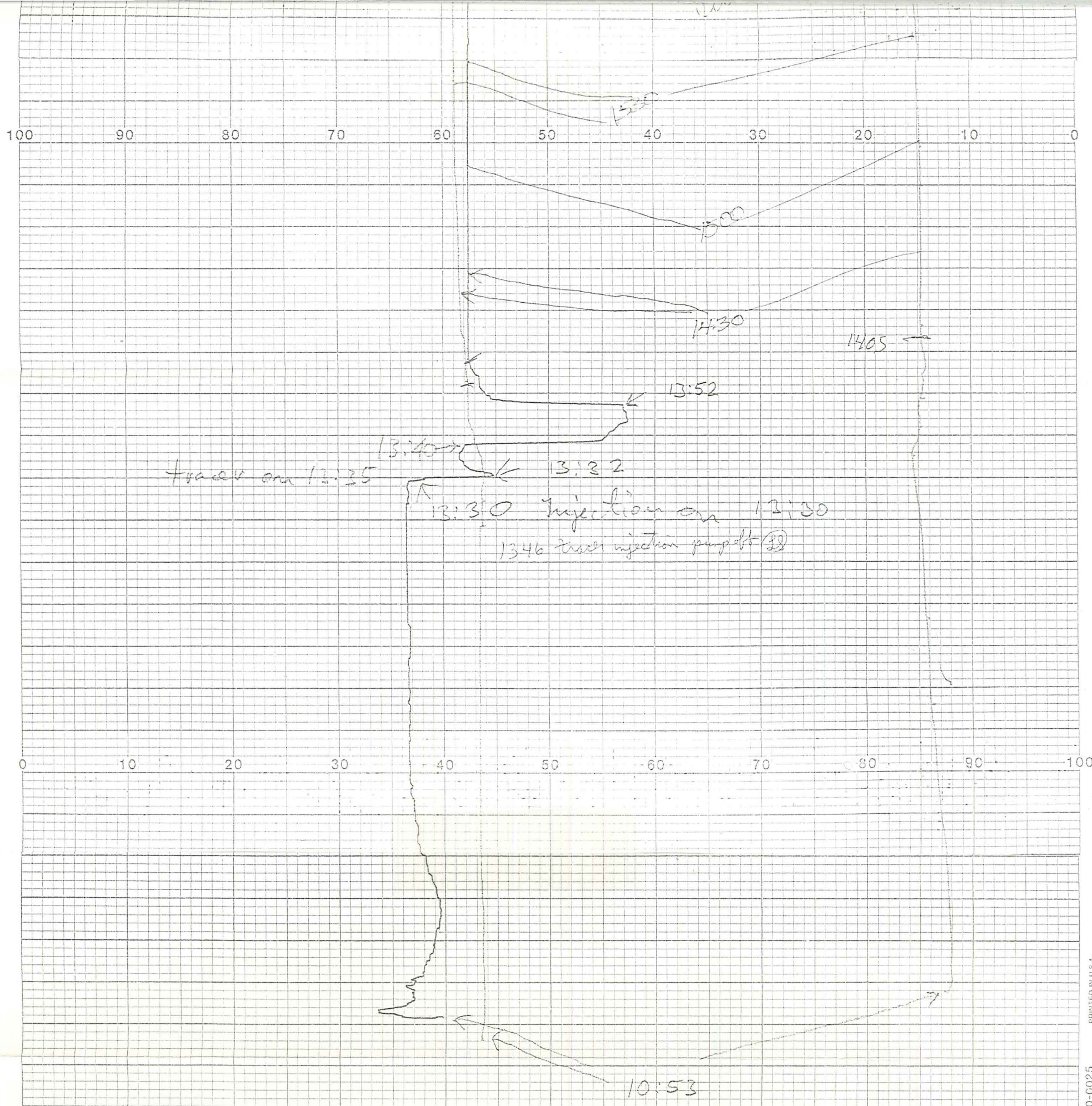


0 10 20 30 40 50 60 70 80 90 100



100 90 80 70 60 50 40 30 20 10 0

PRINTED IN U.S.A.
CHART NO. LIC-0100-0025



RR67-5
 Oct. 18/92 Test 2D (96 hrs (w/))
 Speed 5 cm. / hour

Start of Section
 1 of 2