GL04304_10

**Schlumberger**

# DUAL INDUCTION-LATEROLOG
## WITH LINEAR CORRELATION LOG

COUNTY
FIELD
LOCATION
WELL
COMPANY

COMPANY Chevron Oil Company

WELL G.T.W. #5

FIELD Heber

COUNTY Imperial STATE California

LOCATION Approx 3200' S & 100' E. Fr. N.W. Cor

| API SERIAL NO. | SEC | TWP | RANGE |
|---|---|---|---|
| | 2 | 17S | 14E |

Other Services:
FDC·CNL·GR
BHC·GR
HDT

Permanent Datum: GL ; Elev.:
Log Measured From DF 15 Ft. Above Perm. Datum
Drilling Measured From DF

Elev.: K.B.
D.F.
G.L.

| | | | | |
|---|---|---|---|---|
| Date | 9.9.76 | | | |
| Run No. | -1- | | | |
| Depth—Driller | 7088 | | | |
| Depth—Logger | 7076 | | | |
| Btm. Log Interval | 7070 | | | |
| Top Log Interval | 1000 | | | |
| Casing—Driller | 9 5/8 @ 999 | @ | @ | @ |
| Casing—Logger | 1000 | | | |
| Bit Size | 8 3/4 | | | |
| Type Fluid in Hole | FGM | | | |
| Dens. / Visc. | 68 / 40 | / | / | / |
| pH / Fluid Loss | 9.0 / 10 ml | / ml | / ml | / ml |
| Source of Sample | Flow line | | | |
| Rm @ Meas. Temp. | 2.46 @ 89 °F | @ °F | @ °F | @ °F |
| Rmf @ Meas. Temp. | 2.96 @ 80 °F | @ °F | @ °F | @ °F |
| Rmc @ Meas. Temp. | 2.01 @ 80 °F | @ °F | @ °F | @ °F |
| Source: Rmf / Rmc | M / C | / | / | / |
| Rm @ BHT | .81 @ 277 °F | @ °F | @ °F | @ °F |
| TIME Circulation Stopped | 1300 | | | |
| TIME Logger on Bottom | 2400 | | | |
| Max. Rec. Temp. | 277 °F | °F | °F | °F |
| Equip. / Location | 7816 / 4404 | / | / | / |
| Recorded By | Briber | | | |
| Witnessed By | Bruce | | | |

SWS-1608-G

FOLD HERE

The well name, location and borehole reference data were furnished by the customer.

| | | | | |
|---|---|---|---|---|
| Run No. | -1- | | | |
| Service Order No. | 15893 | | | |
| Fluid Level | Full | | | |
| Salinity - PPM CL. | — | | | |
| Speed - F.P.M. | 90 | | | |
| **EQUIPMENT DATA** | | | | |
| Panel No. | DC 409 | | | |
| Cart No. | B 384 | | | |
| Sonde No. | DB337 | | | |
| Mem. Panel No. | 3443 | | | |
| G.R. Panel No. | — | | | |
| G.R. Cart. No. | — | | | |
| Tape Recorder - (TTR) | | | | |
| Depth Encoder - (DRE) | A 109 | | | |
| Pressure Wheel (CPW) | 31 | | | |
| Type Centralizers | Fins | | | |
| Stand Off - Inches | 1 1/2 | | | |
| **CALIBRATION DATA** | | | | |
| Sonde Error - ILM | 5.0 | | | |
| Sonde Error - ILD | 5.2 | | | |
| G.R. BKG. - CPS. | — | | | |
| G.R. Source - CPS | — | | | |
| **LOGGING DATA** | | | | |
| S.E. Log - ILM | 5.0 | | | |
| S.E. Log - ILD | 5.2 | | | |
| S.E. - Set in Hole - Depth | — | | | |
| S.E. Corr. - Hole Size | — | | | |
| G.R. Scale per 100 Div. | — | | | |
| G.R. - T.C. | — | | | |
| G.R. Sens. | — | | | |

**SCALE CHANGES**

| Type Log | Depth | Scale Up Hole | Scale Down Hole |
|---|---|---|---|
| | | | |

REMARKS

All interpretations are opinions based on inferences from electrical or other measurements and we cannot, and do not guarantee the accuracy or correctness of any interpretations, and we shall not, except in the case of gross or willful negligence on our part, be liable or responsible for any loss, costs, damages or expenses incurred or sustained by anyone resulting from any interpretation made by any of our officers, agents or employees. These interpretations are also subject to Clause 4 of our General Terms and Conditions as set out in our current Price Schedule.

**SPONTANEOUS-POTENTIAL**

− |←10→| + MILLIVOLTS

**CONDUCTIVITY** MILLIMHOS/M = $\frac{1000}{\text{OHMS M}^2\text{/M}}$

DEEP INDUCTION

4000 0

**RESISTIVITY** OHMS M²/M

DEEP INDUCTION

0 10

0 100

AVERAGED LATEROLOG-8

0 10

0 100

AMP. AVE. LATEROLOG — 8

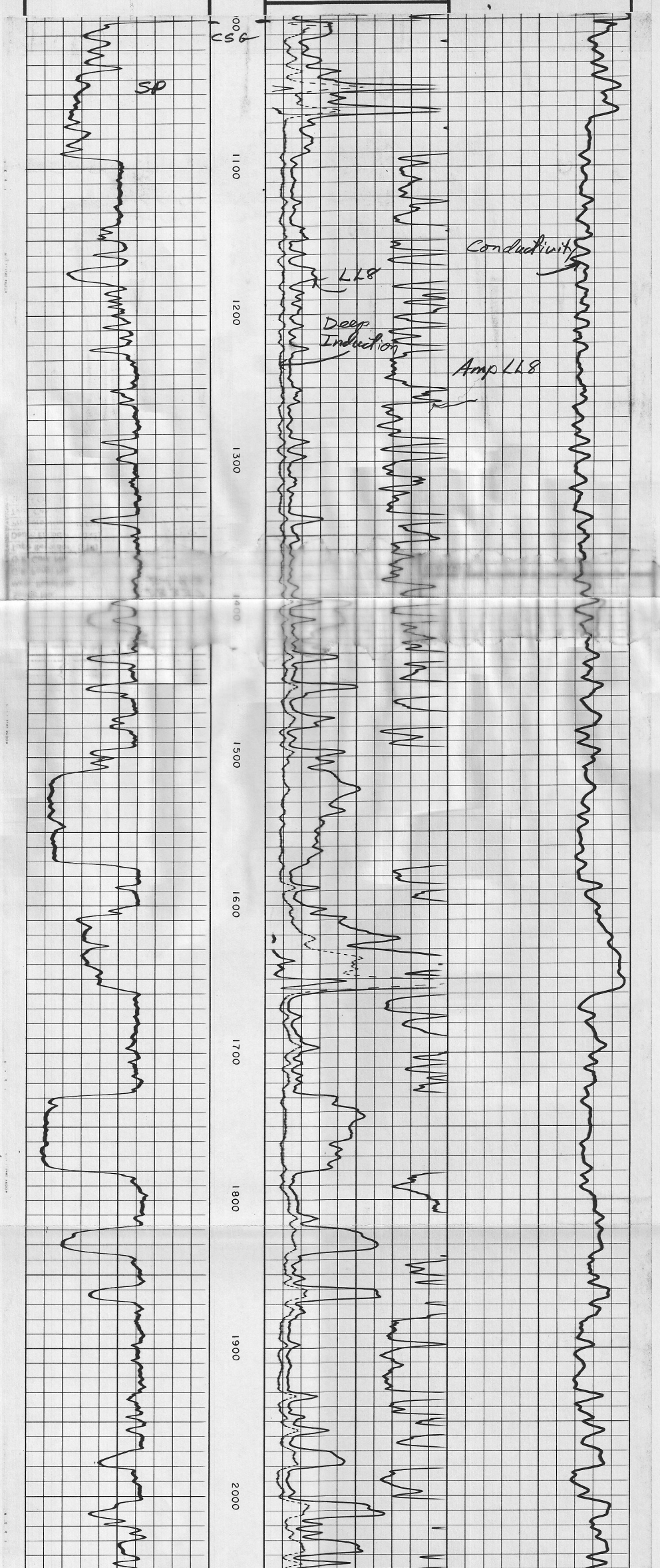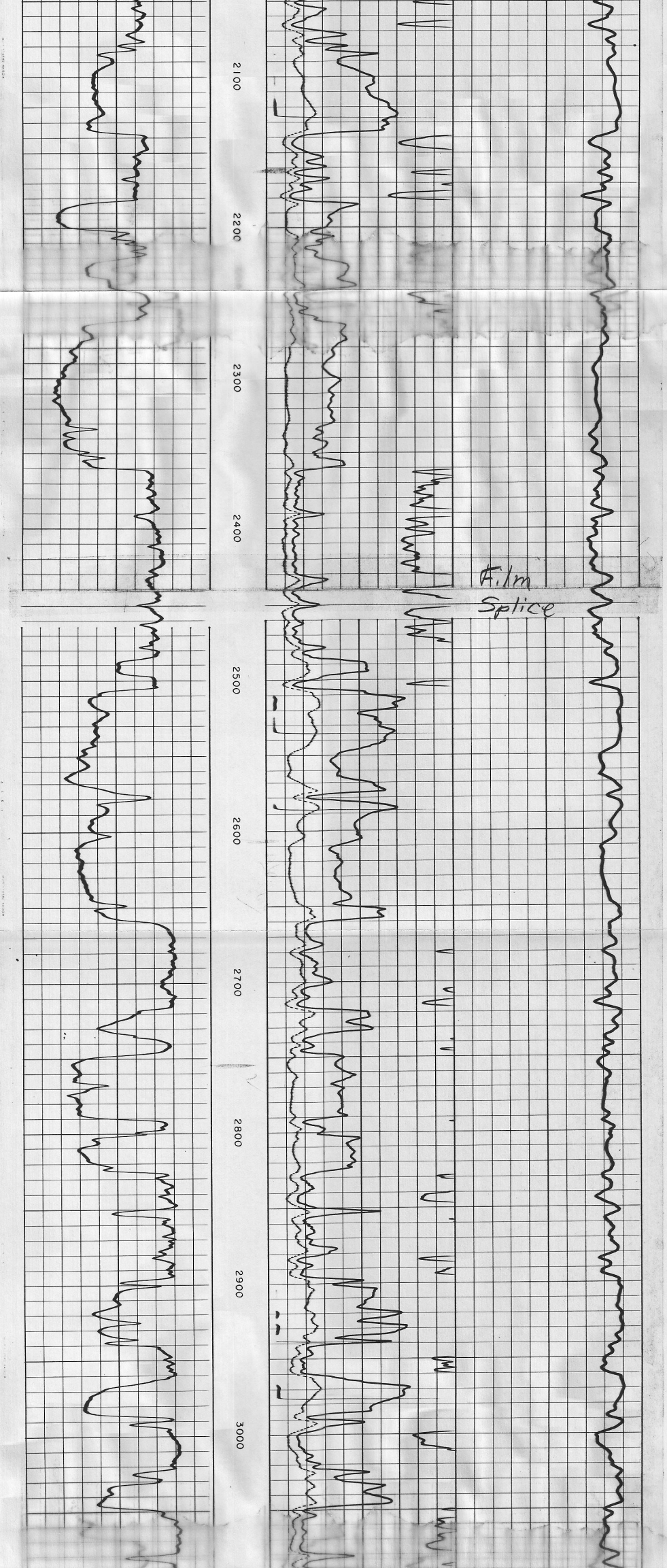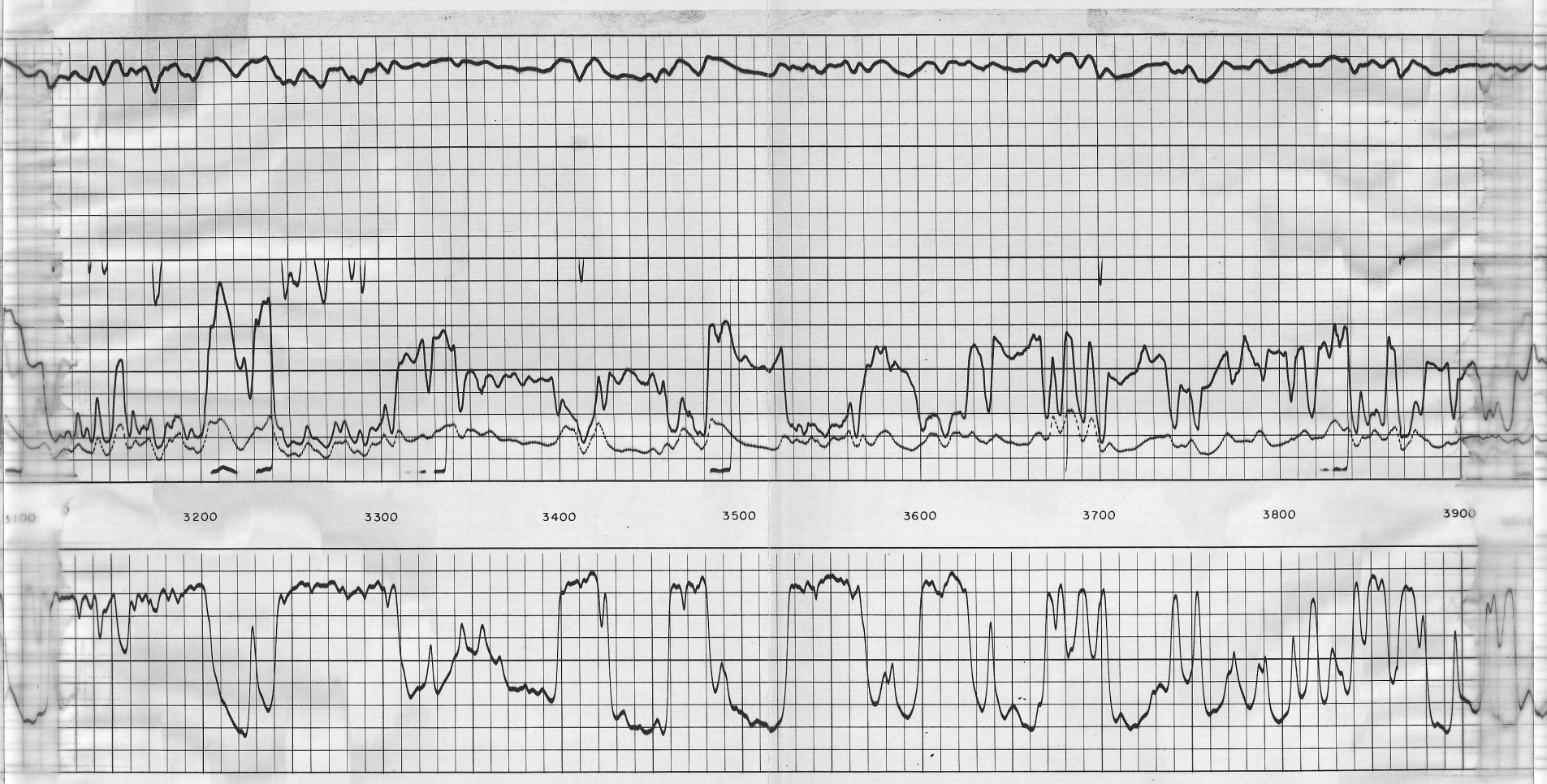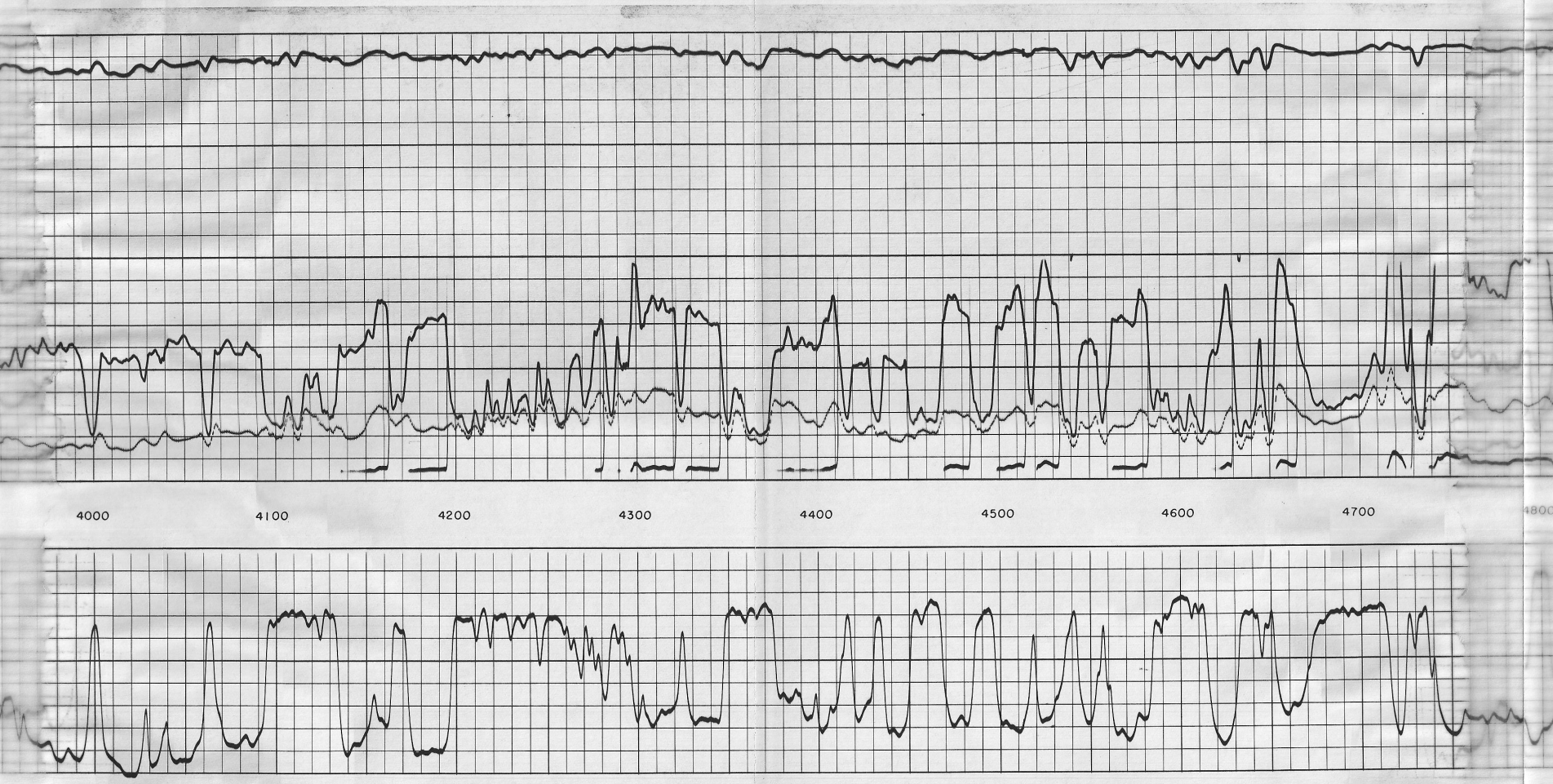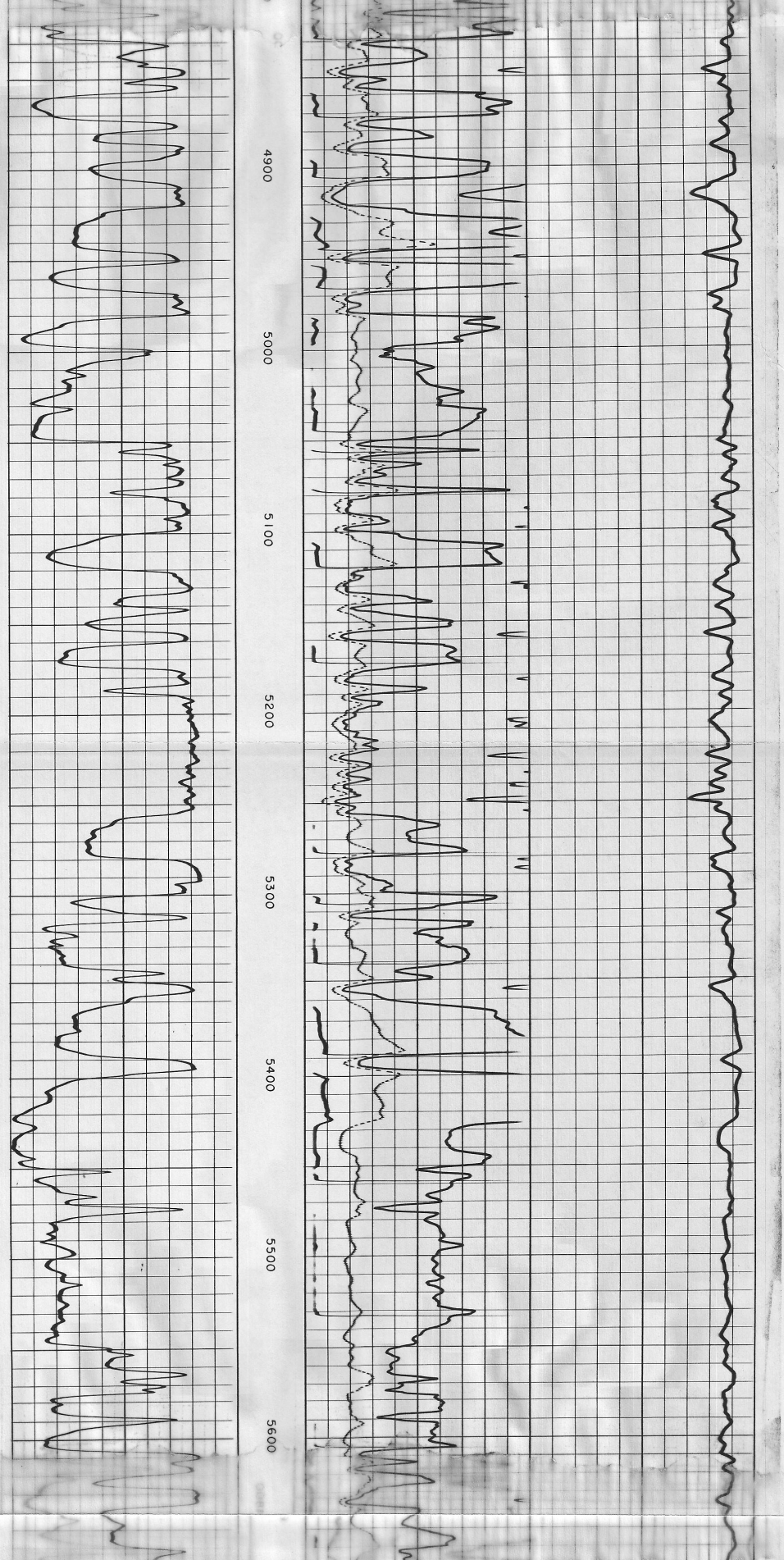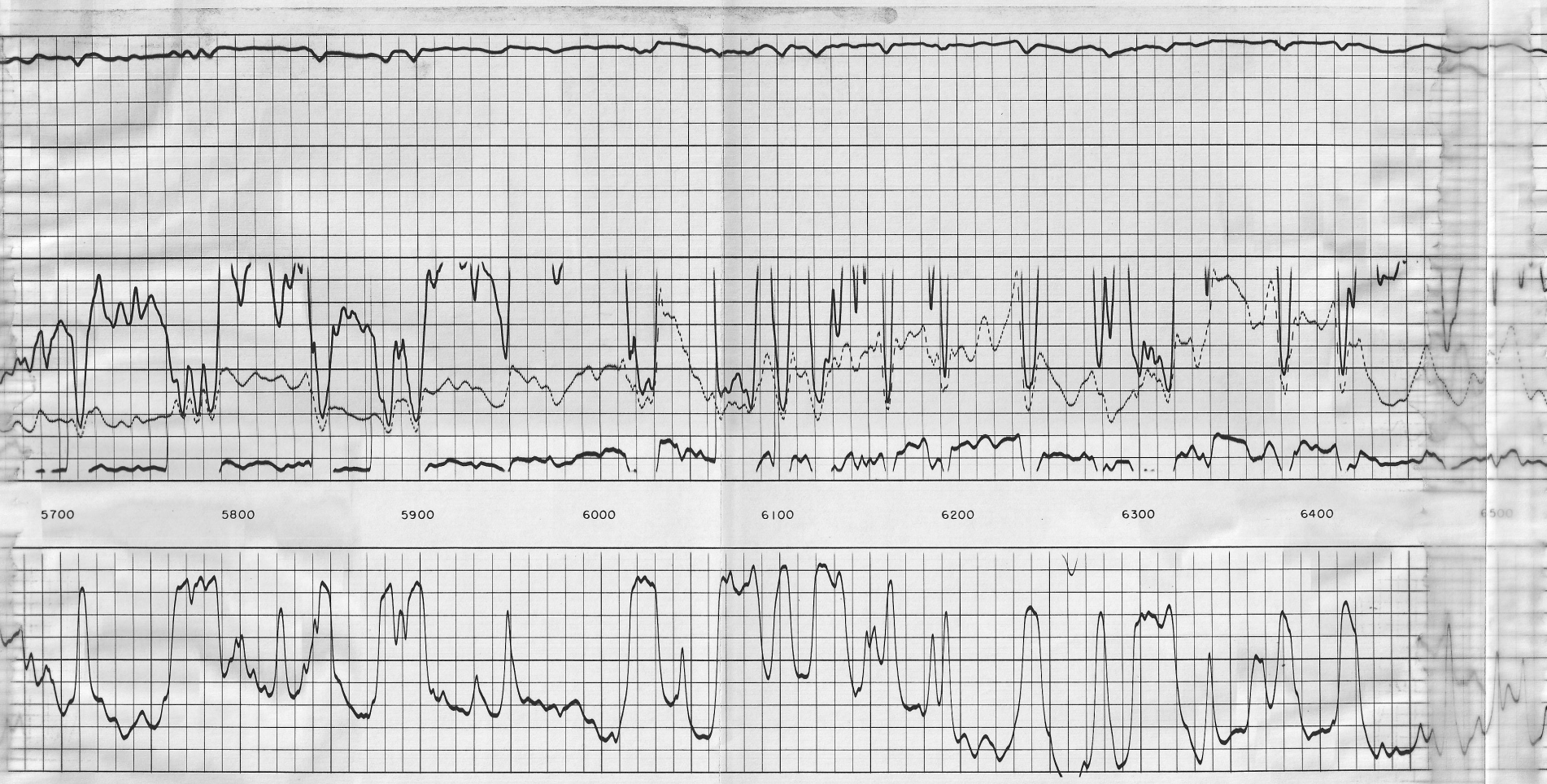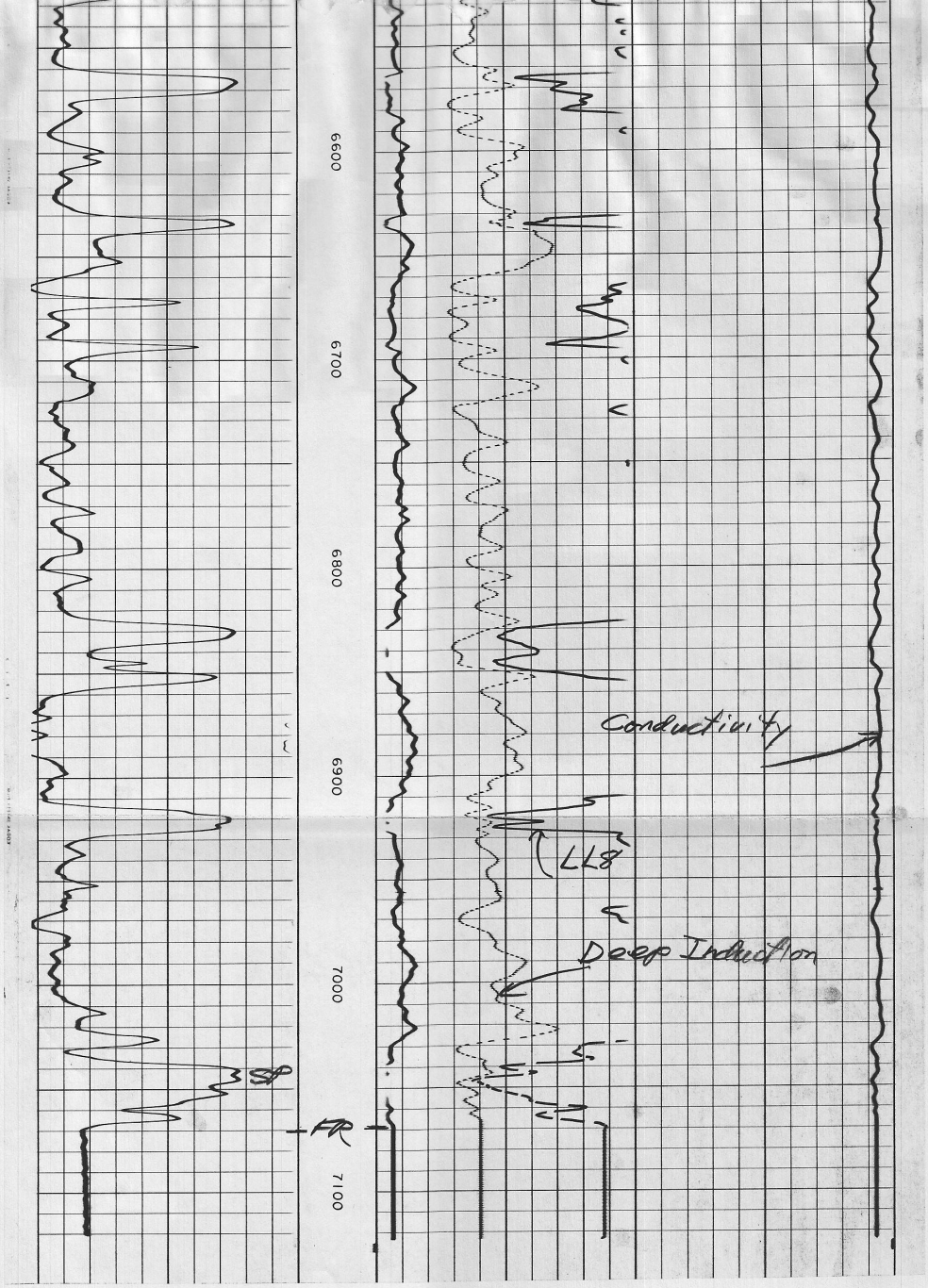0 2