GL04304_6

**Schlumberger**

# BOREHOLE COMPENSATED SONIC LOG

COUNTY
FIELD
LOCATION
WELL
COMPANY

COMPANY Chevron Oil Company
WELL G.T.W. #5
FIELD Heber
COUNTY Imperial STATE California

LOCATION Approx. 3200'S. & 100'E fr. N.W. cor. sec. 2

| API SERIAL NO. | SEC. | TWP | RANGE |
|---|---|---|---|
| | 2 | 17S | 14E |

Other Services:
DIL
FDC·CNL·GR
HDT

Permanent Datum: GL ; Elev.: N.A.
Log Measured From DF 15 Ft. Above Perm. Datum
Drilling Measured From DF

Elev.: K.B.
D.F.
G.L.

| | | | | |
|---|---|---|---|---|
| Date | 9.9.76 | | | |
| Run No. | -1- | | | |
| Depth—Driller | 7088 | | | |
| Depth—Logger (Schl.) | 7073 | | | |
| Btm. Log Interval | 7067 | | | |
| Top Log Interval | 1000 | | | |
| Casing—Driller | 9 5/8 @ 999 | @ | @ | @ |
| Casing—Logger | 1000 | | | |
| Bit Size | 8 3/4 | | | |
| Type Fluid in Hole | FGM | | | |
| Dens. / Visc. | 68 / 40 | | | |
| pH / Fluid Loss | 9.0 / 10 ml | ml | ml | ml |
| Source of Sample | Flow line | | | |
| Rm @ Meas. Temp. | 2.46 @ 89 °F | @ °F | @ °F | @ °F |
| Rmf @ Meas. Temp. | 2.96 @ 80 °F | @ °F | @ °F | @ °F |
| Rmc @ Meas. Temp. | 2.01 @ 80 °F | @ °F | @ °F | @ °F |
| Source: Rmf / Rmc | M / C | | | |
| Rm @ BHT | .78 @ 286 °F | @ °F | @ °F | @ °F |
| TIME Circulation Stopped | 13:00 9.9 | | | |
| TIME Logger on Bottom | 03:00 9.10 | | | |
| Max. Rec. Temp. | 286 °F | °F | °F | °F |
| Equip. / Location | 7816 / 4404 | | | |
| Recorded By | Briber | | | |
| Witnessed By Mr. | Bruce | | | |

SWS–1384-H

FOLD HERE

The well name, location and borehole reference data were furnished by the customer.

| | | | | |
|---|---|---|---|---|
| Run No. | -1- | | | |
| Service Order No. | 5893 | | | |
| Fluid Level | F.L. | | | |

## SCALE CHANGES

| Type Log | Depth | Scale Up Hole | Scale Down Hole |
|---|---|---|---|
| | | | |

## EQUIPMENT DATA

| | | | | |
|---|---|---|---|---|
| Sonic Panel No. | JF337 | | | |
| Sonic Cart No. | 21 | | | |
| Sonic Sonde No. | 24 | | | |
| Mem. Panel No. | BA413 | | | |
| G.R. Cart No. | J-103 | | | |
| G.R. Panel No. | CNPA607 | | | |
| Caliper No. | | | | |
| TTR No. | DB 783 | | | |
| Centralizers: No. | Fins | | | |
| Type | - | | | |
| Standoffs: No. | | | | |
| Type | | | | |
| Time Const.-Sec. | 1 | | | |
| Speed - F.P.M. | 60 | | | |

## LOGGING DATA

| Porosity Selectors | | | | Depth | |
|---|---|---|---|---|---|
| $\Delta t_m$ | $\Delta t_f$ | Cp | Ø Scale | From | To |
| | | | | | |

## REMARKS

Film splice @ 5300'

## CALIBRATION DATA

| | | | | |
|---|---|---|---|---|
| GR | BKG. CPS | 180 | | |
| | Source CPS | 650 | | |
| | Tc Sec | 6 | | |

$$\text{Velocity (ft/sec)} = \frac{1{,}000{,}000}{\text{Interval Transit Time (microseconds per foot)}}$$

All interpretations are opinions based on inferences from electrical or other measurements and we cannot, and do not guarantee the accuracy or correctness of any interpretations, and we shall not, except in the case of gross or willful negligence on our part, be liable or responsible for any loss, costs, damages or expenses incurred or sustained by anyone resulting from any interpretation made by any of our officers, agents or employees. These interpretations are also subject to Clause 7 of our General Terms and Conditions as set out in our current Price Schedule.

**GAMMA RAY** API UNITS
30 — 130
130 — 230

DEPTH

**INTERVAL TRANSIT TIME** MICROSECONDS PER FOOT T__ R₁__ R₂__
150 — 100 — 50

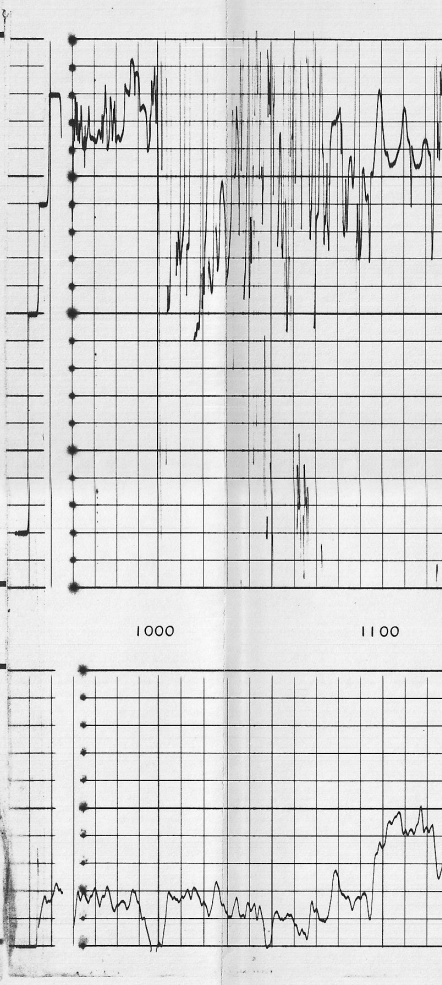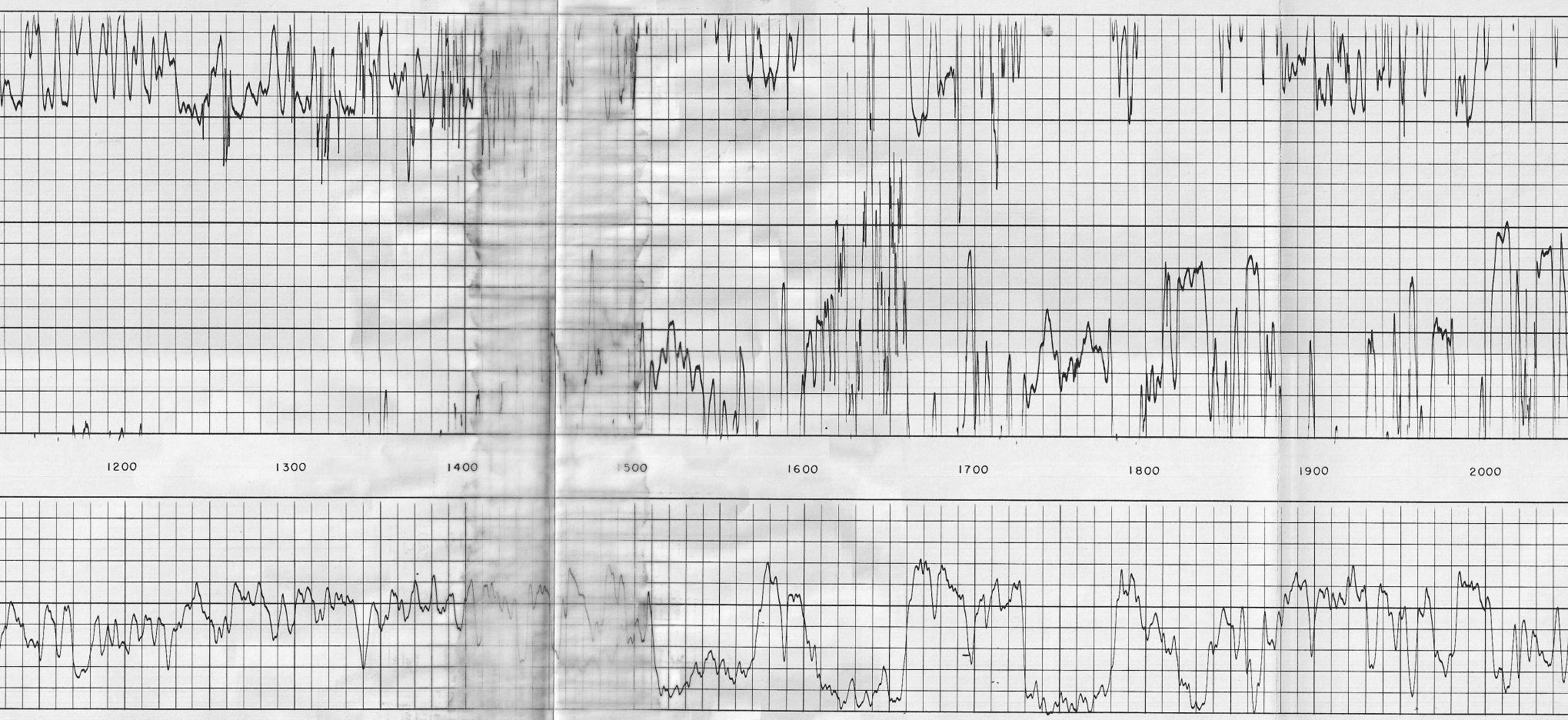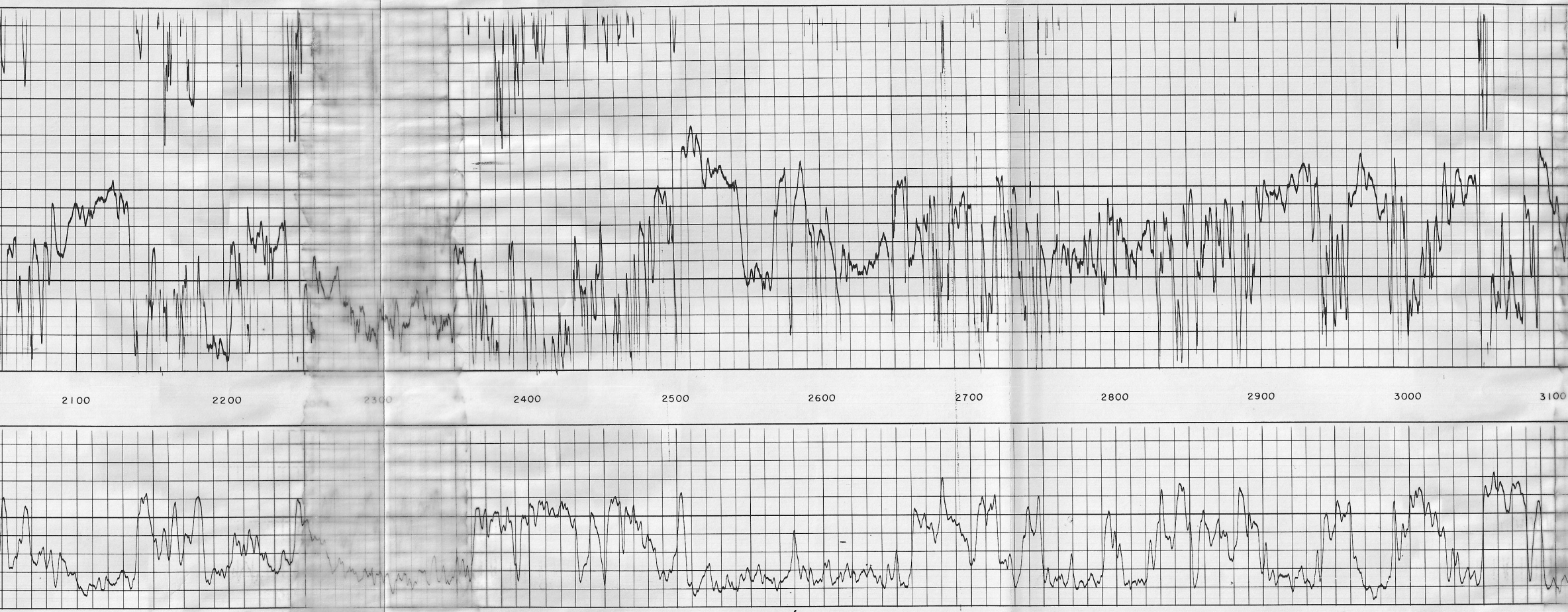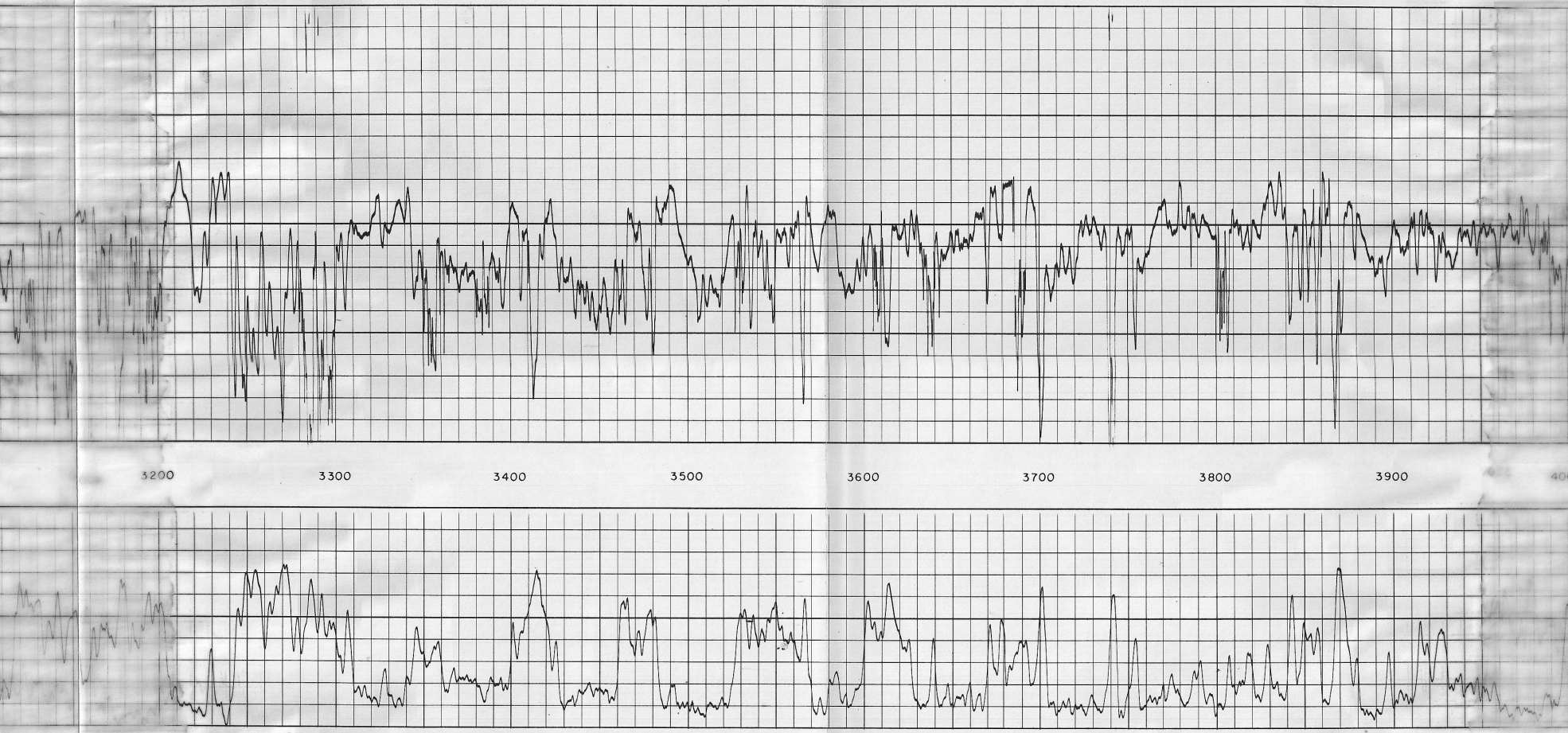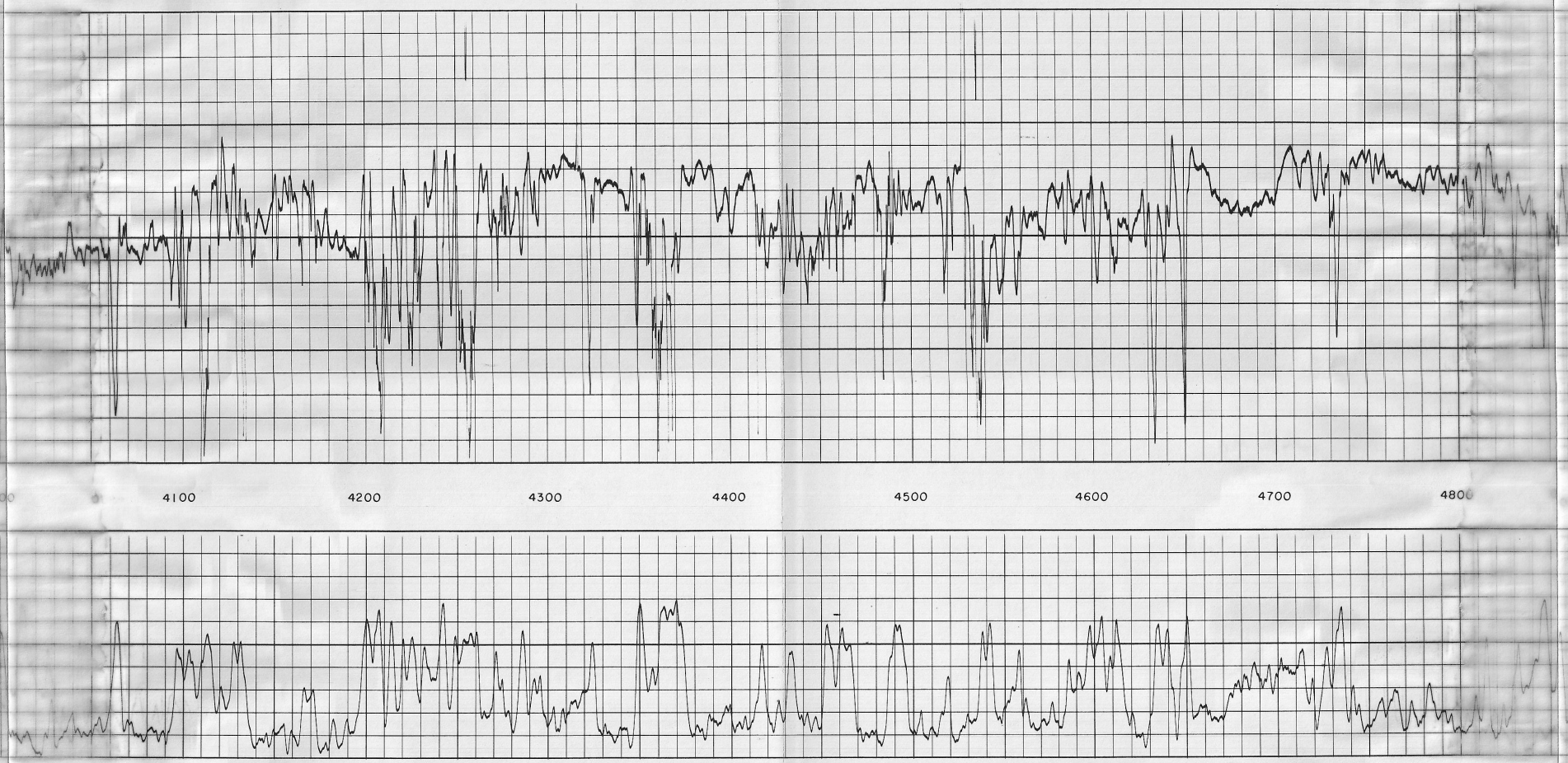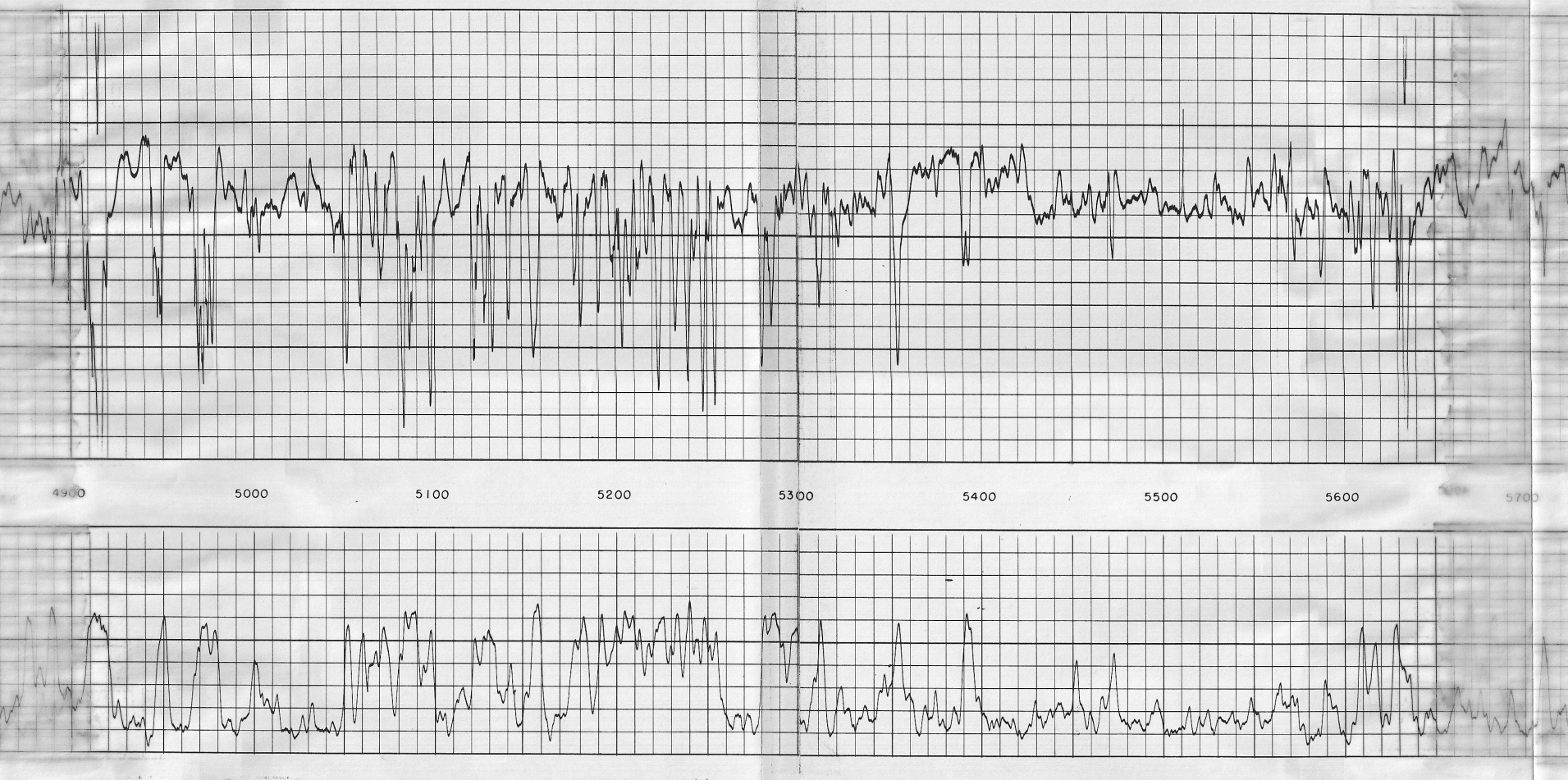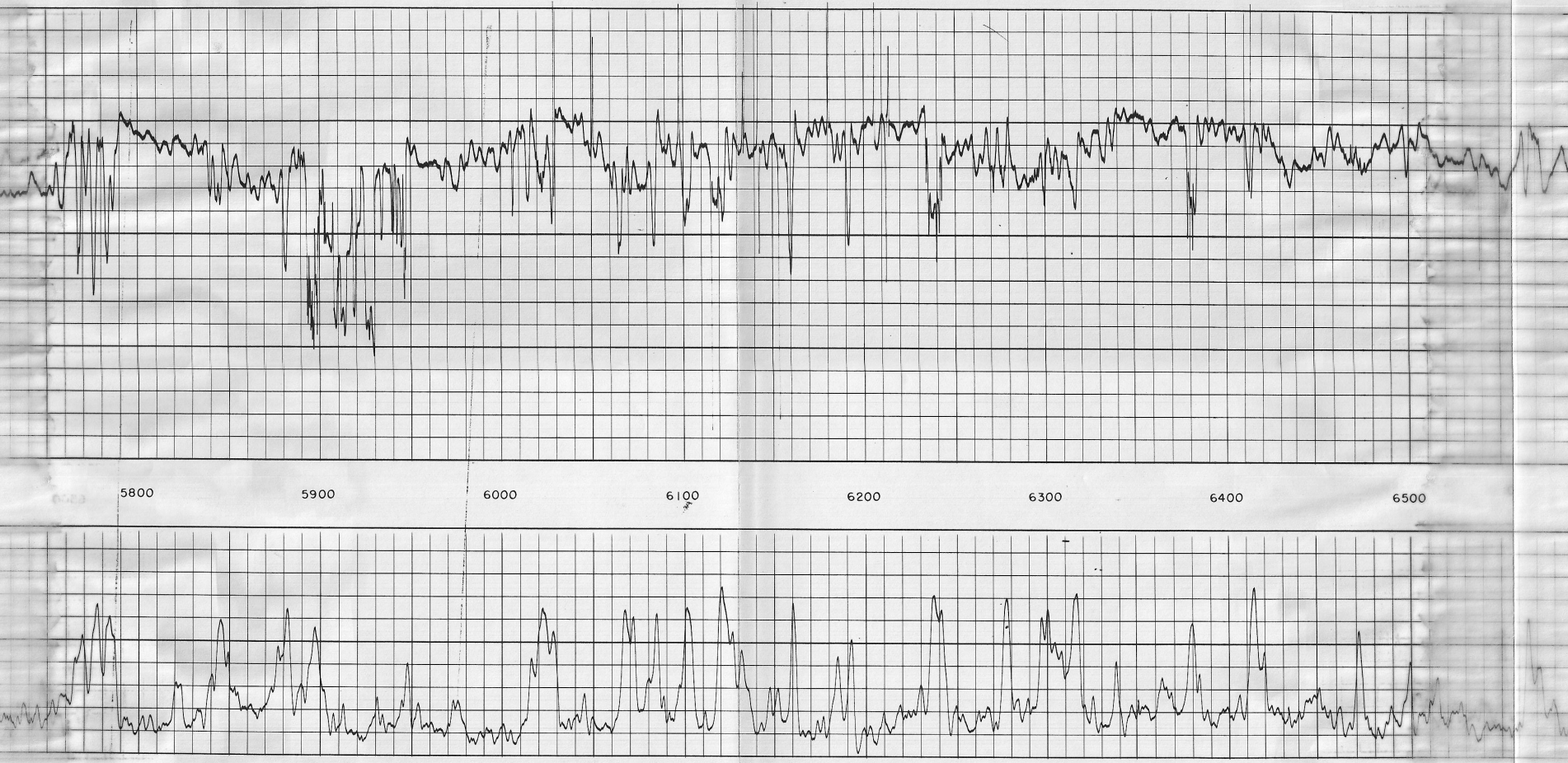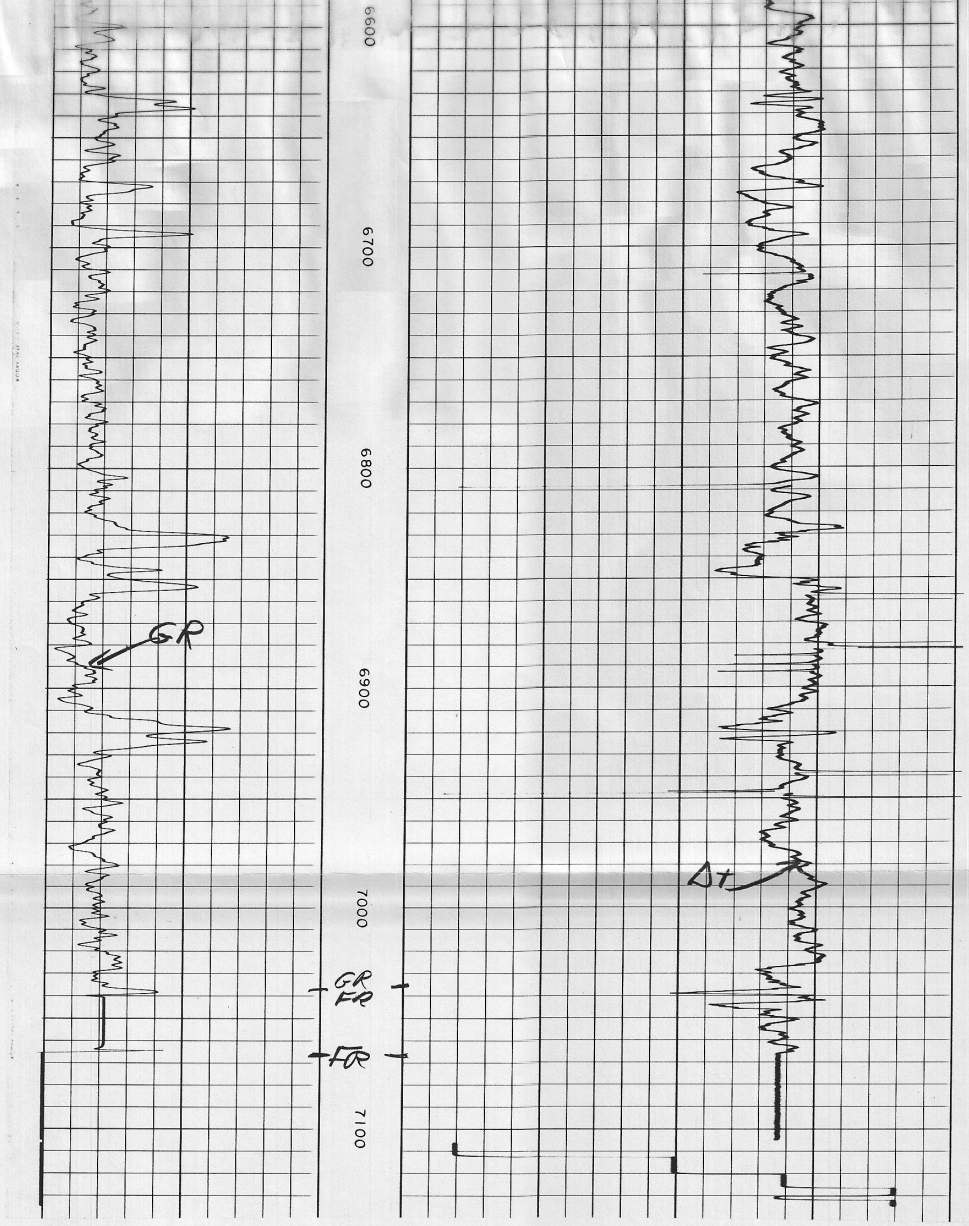INTERGRATED TRAVEL TIME