

AGNEW AND SWEET
 24 HOUR PHONE 805-327-2267
 4205 ATLAS COURT
 BAKERSFIELD, CALIFORNIA
 93308

SUBSURFACE SURVEY

OWNER SOUTHLAND ROYALTIES COMPANY FIELD DIXIE VALLEY
 CASING 9-5/8" @ 4500' - 4700' ELEV.

WELL NAME DIXIE FEDERAL 45-14
 DATE: September 27, 1979

LINER DESCRIPTION:

PERFORATIONS:

TUBING DETAIL:

open hole beyond 4700'

ZERO POINT Mat + 20'

MPP
 DEPTH 9022' ZONE

WELL STATUS Static PUMP SHOE
 SURVEYED TUB. ANN. open casing(X) SHUT IN ON PRODUCTION

PICK UP @ 9022' ENGAGE STYLUS 11:53 am DISENGAGE STYLUS 2:39 pm

ELEMENT RANGE 99-517 TIME ON BOTTOM 2:04 pm TIME OFF BOTTOM 2:09 pm


PURPOSE STATIC TEMPERATURE GRADIENT SURVEY SERIAL NO 10286 CLOCK 3 hr. TURN 15

REMARKS: MAX. °F 382.2 @ 9022'

STABILIZATION PERIOD


PRESSURES:	START	FINISH
DATE	9/27	
CASING PSI OBS	150	
CASING PSI COR	160	
TUBING PSI OBS		
TUBING PSI COR		
PRESS. STATUS	Static	
INSTRUMENT HUNG @		

DEPTH	TEMP.
0	-
1000	187.1
2000	227.5
3000	264.0
4000	302.8
4500	320.5
5000	334.6
5500	344.3
6000	350.4
6500	359.2
7000	366.2
7500	371.5
8000	377.2
8500	380.8
9000	381.0
9022	382.2



BY: SUNDBERG & CRAWFORD

/klt




AGNEW AND SWEET
 24 HOUR PHONE 805-327-2267
 4205 ATLAS COURT
 BAKERSFIELD, CALIFORNIA
 93308

SUBSURFACE SURVEY

OWNER **SOUTHLAND ROYALTIES CO.** FIELD **DIXIE VALLEY** WELL NAME **DIXIE FEDERAL 45-14**
 CASING **9-5/8" @ 4500' - 4700'** ELEV. DATE: **September 27, 1979**

LINER DESCRIPTION: _____
 PERFORATIONS: **1**
 TUBING DETAIL: **Open hole beyond 4700'**
 PUMP SHOE _____
 WELL STATUS **Static** SHUT IN _____ ON PRODUCTION _____
 SURVEYED TUB. ANN. open casing ENGAGE STYLUS **11:53 am** DISENGAGE STYLUS **2:39 am**
 PICK UP @ **9022'** TIME ON BOTTOM **2:04 pm** TIME OFF BOTTOM **2:09 pm**
 ELEMENT RANGE **6050#** SERIAL NO **22885** CLOCK **3 hr.** TURN **15**
 PURPOSE **STATIC PRESSURE GRADIENT SURVEY** MAX. ρ_f **382.2 @ 9022'**
 REMARKS: _____

PRESSURE



STABILIZATION PERIOD		
PRESSURES:	START	FINISH
DATE	9/27	
CASING PSI OBS	150	
CASING PSI COR	150	
TUBING PSI OBS		
TUBING PSI COR		
PRESS. STATUS	Static	
INSTRUMENT HUNG @		

DEPTH	PRESS.	GRAD.
0	160	
1000	577	.417
2000	994	.417
3000	1391	.397
4000	1785	.394
4500	1975	.380
5000	2174	.398
5500	2376	.404
6000	2569	.386
6500	2758	.378
7000	2954	.392
7500	3138	.368
8000	3324	.372
8500	3520	.392
9000	3697	.354
9022	3705	.363

BY: **SUNDBERG & CRAWFORD**

/kh