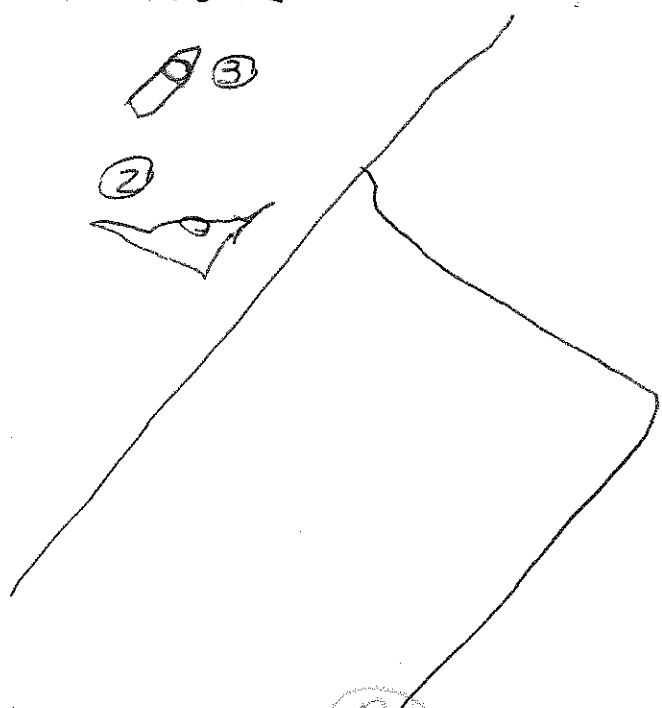
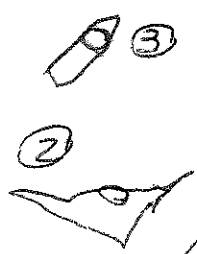


④


62-21

2122

2/10/87



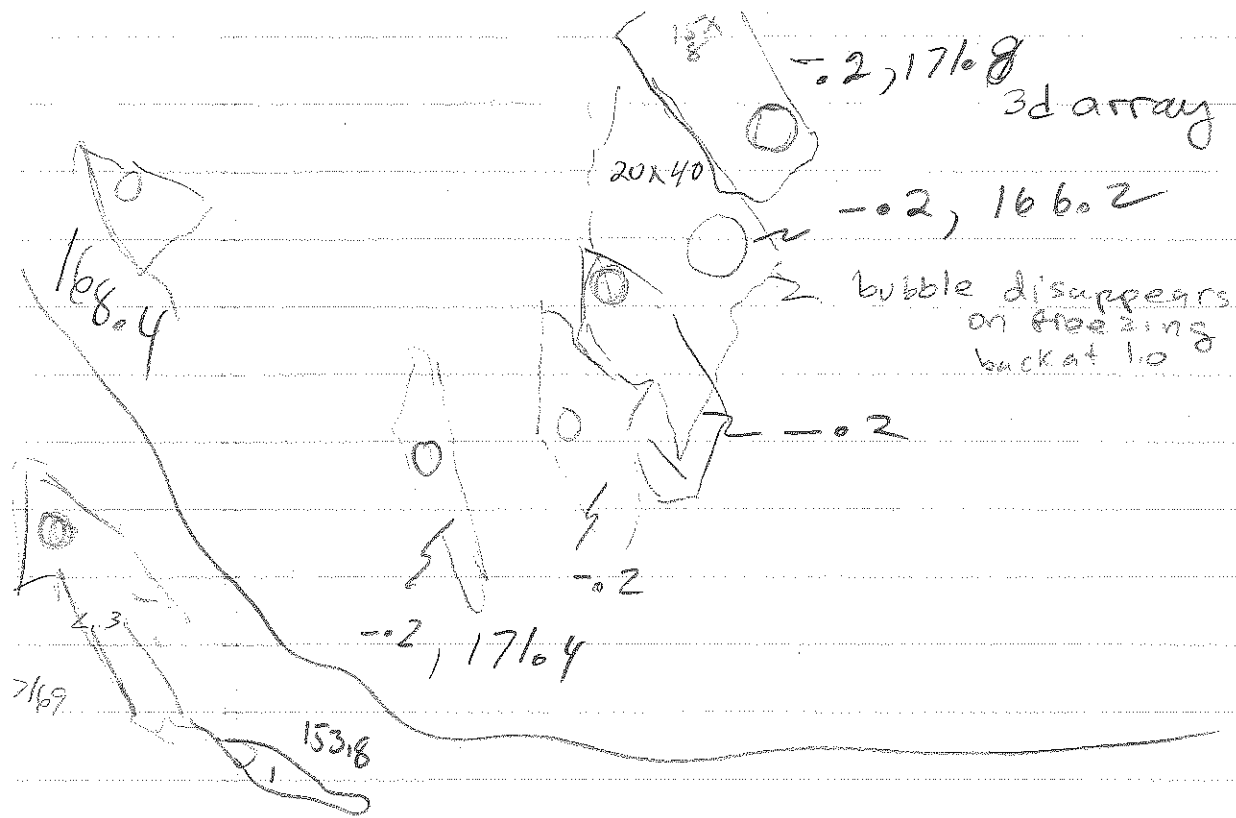


Inclusion	bubble		(R)
① 10 x 7	2 x 2	165.8	166.0
② 15 x 7	2 x 3	166.3	166.2
③ 7 x 2	1 x 1	159.4	159.8
④ 4 x 3½	1 x 1	154.3	154.3
⑤ 23 x 12	<del>4 x 4</del> 3 x 3	172.9	173.00



Straight above  
other group on microscope

02-21  
2122'

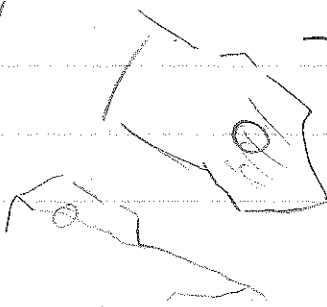


165.0

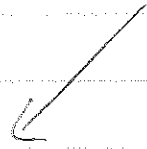
167.4

152.15


$-0.2, 165.0$



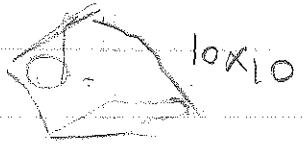
1° = 60 sec  
.1 = 6 sec



-0.2

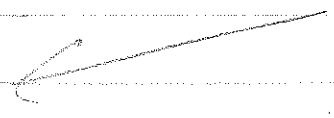


-0.1



157.6

161.8



165.4

165.5



~~156.0~~

155.6

160.7

154.5

-0.2



20x3

*[Large, stylized signature or scribble]*