

PRUETT INDUSTRIES INC
8915 ROSEDALE HWY, BAKERSFIELD, CA. 93308
(805) 589-2768

SUB-SURFACE TEMPERATURE SURVEY

CO. STEAM RESERVE CORP.		RUN 02 FIELD FISHLAKE VALLEY WELL 88-11	
EFF DEPTH 8147'		WELL STAT STATIC	TOOL HUNG
CASING 13 5/8"	-803'	CASING PRESS	ON BOTTOM 4:45
LINER SEE	-BELOW	TUBING PRESS	OFF BOTTOM 5:00
DATE 061184		ELEMENT RANGE 72 - 540	ZERO POINT 31'
ELEVATION		ZONE	SHUT-IN
MAX TEMP		PICK-UP	ON-PROD
PERF 8093 -8140		CAL SER NO. 113	MPP
TUBING NONE	-		
UNITS ENGLISH		PURPOSE TEMPERATURE TRAVERSE	RUN 2

SURVEY DATA

CO. STEAM RESERVE CORP.				RUN 02 FIELD FISHLAKE VALLEY WELL 88-11			
TIME	DEPTH	P/T	GRAD	TIME	DEPTH	P/T	GRAD
1:00	700	259.6	0.000	1:00	1450	292.9	0.000
1:00	720	260.7	0.000	1:00	1500	297.3	0.000
1:00	740	261.5	0.000	1:00	1550	302.2	0.000
1:00	760	262.9	0.000	1:00	1600	305.4	0.000
1:00	780	263.9	0.000	1:00	1650	307.8	0.000
1:00	800	264.8	0.000	1:00	1700	313.1	0.000
1:00	820	266.1	0.000	1:00	1750	317.8	0.000
1:00	840	267.2	0.000	1:00	1800	318.8	0.000
1:00	860	268.0	0.000	1:00	1850	319.7	0.000
1:00	880	268.9	0.000	1:00	1900	320.3	0.000
1:00	900	269.8	0.000	1:00	1950	321.2	0.000
1:00	920	270.8	0.000	1:00	2000	322.0	0.000
1:00	940	271.5	0.000	1:00	2050	323.1	0.000
1:00	960	272.3	0.000	1:00	2100	324.0	0.000
1:00	980	273.0	0.000	1:00	2150	324.8	0.000
1:00	1000	273.6	0.000	1:00	2200	325.7	0.000
1:00	1020	274.3	0.000	1:00	2250	326.5	0.000
1:00	1040	275.1	0.000	1:00	2300	327.4	0.000
1:00	1060	275.8	0.000	1:00	2350	328.5	0.000
1:00	1080	276.6	0.000	1:00	2400	329.3	0.000
1:00	1100	277.3	0.000	1:00	2450	330.0	0.000
1:00	1120	277.7	0.000	1:00	2500	331.1	0.000
1:00	1140	278.6	0.000	1:00	2550	331.7	0.000
1:00	1160	279.2	0.000	1:00	2600	332.6	0.000
1:00	1180	279.9	0.000	1:00	2650	333.2	0.000
1:00	1200	280.3	0.000	1:00	2700	333.9	0.000
1:00	1250	281.4	0.000	1:00	2750	334.5	0.000
1:00	1300	284.1	0.000	1:00	2800	335.2	0.000
1:00	1350	286.3	0.000	1:00	2850	335.4	0.000
1:00	1400	287.7	0.000	1:00	2900	336.0	0.000

SURVEY DATA

STEAM RESERVE CORP.				RUN 02 FIELD FISHLAKE VALLEY WELL 88-11			
TIME	DEPTH	P/T	GRAD	TIME	DEPTH	P/T	GRAD
1:00	2950	336.3	0.000	1:00	4900	347.6	0.000
1:00	3000	336.9	0.000	1:00	4950	347.9	0.000
1:00	3050	337.3	0.000	1:00	5000	347.9	0.000
1:00	3100	338.0	0.000	1:00	5050	348.1	0.000
1:00	3150	338.2	0.000	1:00	5150	348.3	0.000
1:00	3200	338.9	0.000	1:00	5250	348.5	0.000
1:00	3250	339.1	0.000	1:00	5350	348.7	0.000
1:00	3300	339.7	0.000	1:00	5400	349.0	0.000
1:00	3350	340.2	0.000	1:00	5450	349.2	0.000
1:00	3400	340.6	0.000	1:00	5500	349.4	0.000
1:00	3450	341.0	0.000	1:00	5550	349.6	0.000
1:00	3500	341.5	0.000	1:00	5650	349.8	0.000
1:00	3550	342.1	0.000	1:00	5700	350.1	0.000
1:00	3600	342.6	0.000	1:00	5800	350.3	0.000
1:00	3650	342.8	0.000	1:00	5850	350.5	0.000
1:00	3700	343.2	0.000	1:00	5950	350.7	0.000
1:00	3750	343.5	0.000	1:00	6000	351.0	0.000
1:00	3800	343.5	0.000	1:00	6050	351.2	0.000
1:00	3850	343.7	0.000	1:00	6100	351.4	0.000
1:00	3900	343.9	0.000	1:00	6150	351.6	0.000
1:00	3950	344.1	0.000	1:00	6200	351.8	0.000
1:00	4000	344.3	0.000	1:00	6300	351.8	0.000
1:00	4050	344.3	0.000	1:00	6400	351.8	0.000
1:00	4150	344.5	0.000	1:00	6500	351.8	0.000
1:00	4200	344.8	0.000	1:00	6540	352.1	0.000
1:00	4250	345.2	0.000	1:00	6560	352.3	0.000
1:00	4300	345.4	0.000	1:00	6580	352.7	0.000
1:00	4350	345.6	0.000	1:00	6600	353.2	0.000
1:00	4400	345.9	0.000	1:00	6620	353.2	0.000
1:00	4450	346.1	0.000	1:00	6640	353.6	0.000
1:00	4500	346.3	0.000	1:00	6700	353.8	0.000
1:00	4550	346.5	0.000	1:00	6800	354.1	0.000
1:00	4600	346.7	0.000	1:00	6840	354.3	0.000
1:00	4650	346.7	0.000	1:00	6900	354.5	0.000
1:00	4700	347.0	0.000	1:00	7000	354.7	0.000
1:00	4750	347.2	0.000	1:00	7500	358.1	0.000
1:00	4800	347.4	0.000	1:00	8000	364.4	0.000
1:00	4850	347.6	0.000	1:00	8100	364.7	0.000

LINER: 9 5/8 @ 6803, 7" @ 6563'
 BY THOMPSON / DRIVER JR.



BAKERSFIELD, CA
(805) 589-2766

10 x 10 to 1/4 INCH
10 x 14 INCHES

STATIC TEMPERATURE TRAVERSE

RUN #2

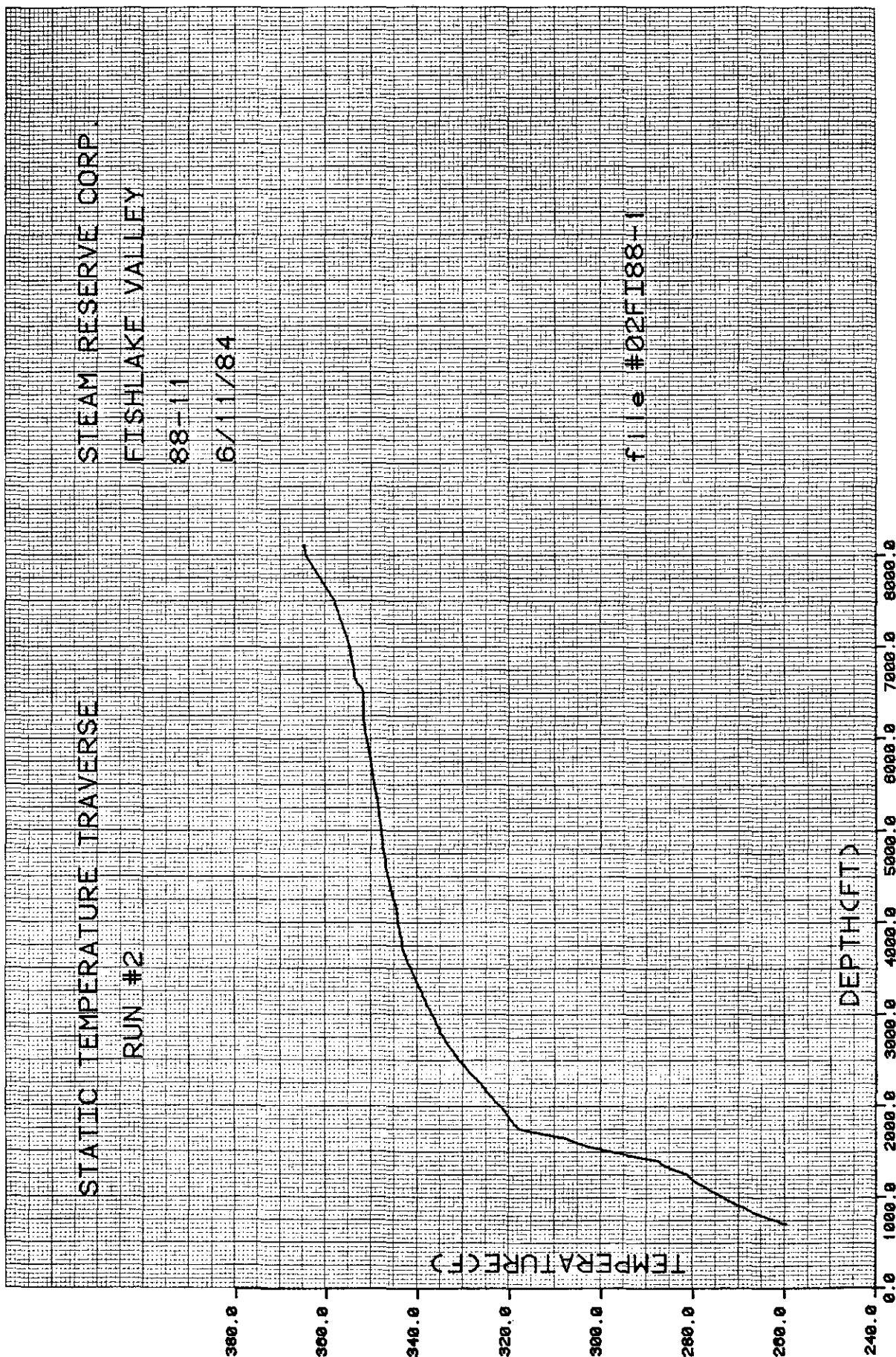
STEAM RESERVE CORP.

FISHLAKE VALLEY

88-11

6/11/84

file #02FI88-1



PRUETT INDUSTRIES INC
8915 ROSEDALE HWY, BAKERSFIELD, CA. 93308
(805) 589-2768

SUB-SURFACE PRESSURE SURVEY

CO. STEAM RESERVE CORP.		RUN 2A FIELD FISHLAKE VALLEY WELL 88-11	
EFF DEPTH 8147'		WELL STAT	STATIC
CASING 13 5/8"	-803'	CASING PRESS	ON BOTTOM 4:45
LINER SEE	-BELOW	TUBING PRESS	OFF BOTTOM 5:00
DATE 061184		ELEMENT RANGE	0 - 4191
ELEVATION		ZONE	SHUT-IN
MAX TEMP		PICK-UP	ON-PROD
PERF 8093	-8140	CAL SER NO.	13660
TUBING NONE	-		MPP
UNITS ENGLISH		PURPOSE	PRESSURE GRADIENT RUN 2

SURVEY DATA

CO. STEAM RESERVE CORP.	RUN 2A FIELD FISHLAKE VALLEY WELL 88-11						
TIME	DEPTH	P/T	GRAD	TIME	DEPTH	P/T	GRAD
1:00	700	179.3	0.000	1:00	7500	2929.1	.387
1:00	1200	439.1	.520	1:00	8000	3109.8	.361
1:00	6200	2422.7	.397	1:00	8100	3145.1	.353
1:00	7000	2735.6	.391	0:00	0	0.0	0.000

PRESSURE NOT STABILIZED @ 700 FT STOP
LINER: 9 5/8 @ 6803', 7" @ 6563'
BY THOMPSON / DRIVER JR.



STEAM RESERVE CORP

FISHLAKE VALLEY

88-11

6/11/84

file #2AFI88-1

STATIC PRESSURE GRADIENT

RUN #2

3500.0

3000.0

2500.0

2000.0

1500.0

1000.0

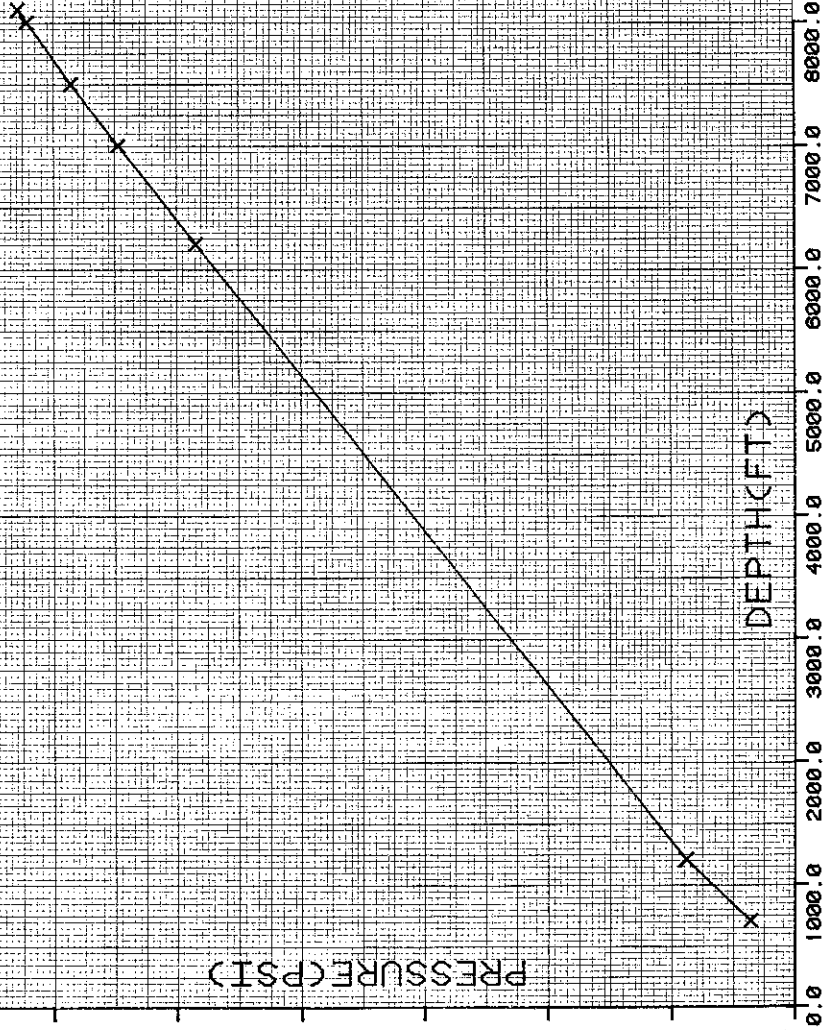
500.0

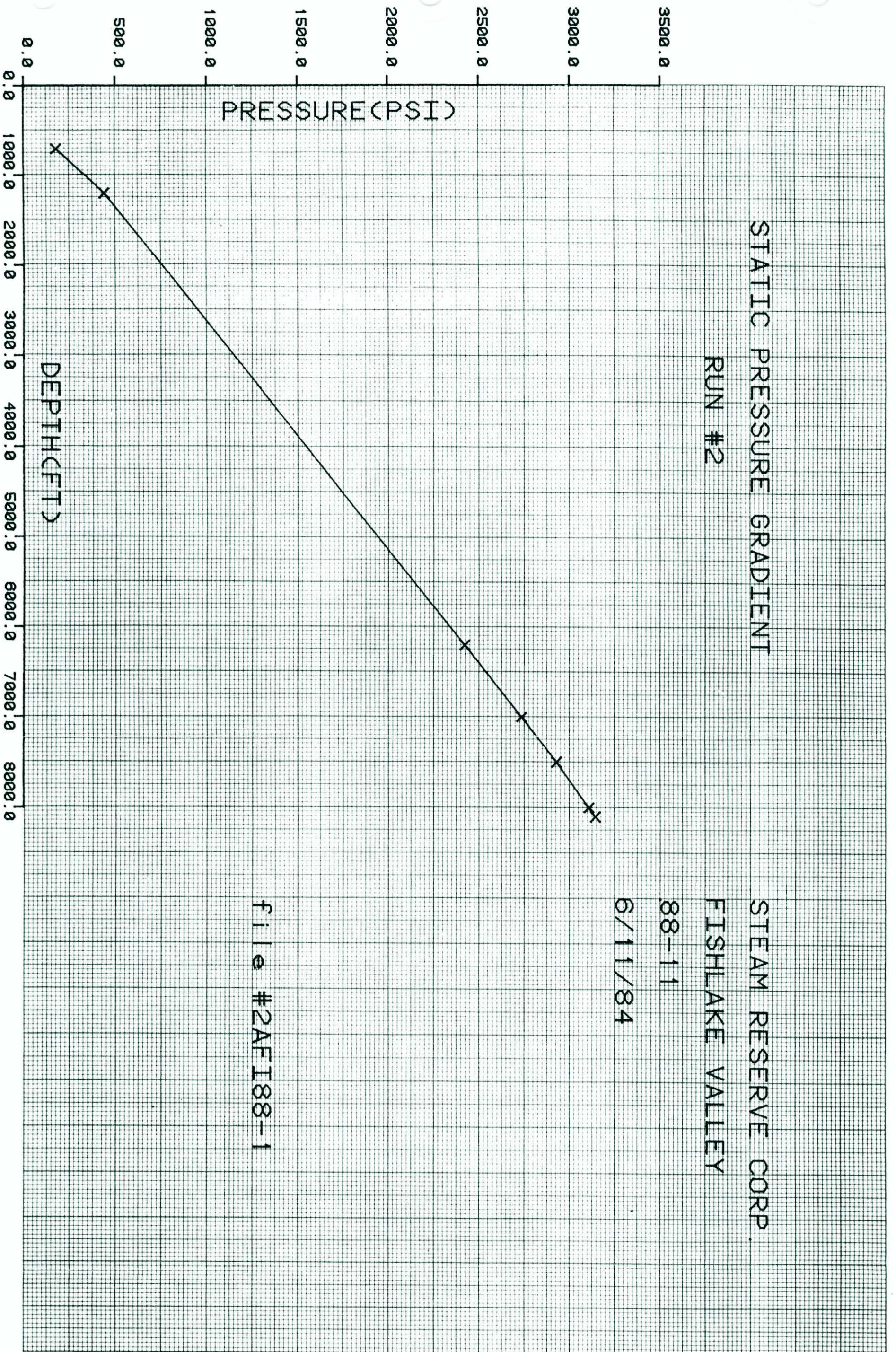
0.0

PRESSURE (PSI)

DEPTH (FT)

0.0 1000.0 2000.0 3000.0 4000.0 5000.0 6000.0 7000.0 8000.0





STATIC PRESSURE GRADIENT

RUN #2

STEAM RESERVE CORP.

FISHLAKE VALLEY

88-11

6/11/84

file #2AFI88-1

