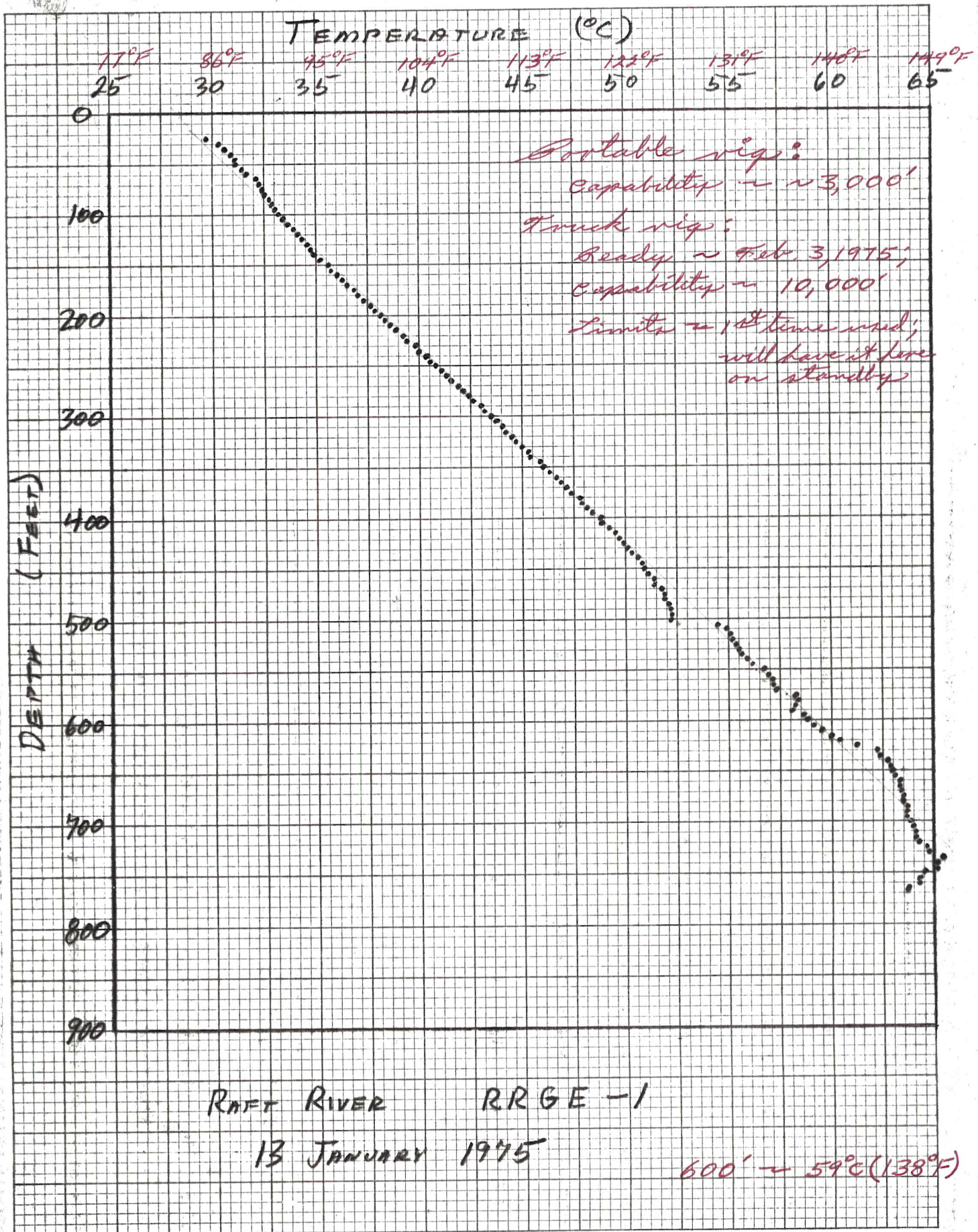


GL07324-3



KE 5 X 5 TO THE CENTIMETER 40 1010 MADE IN U.S.A. KEUFFEL & ESSER CO.

RAFT RIVER RR6E-1 13 JANUARY 1955

Z (FT)	T (°C)	Z (FT)	T (°C)	Z (FT)	T (°C)
5	19.54	140	34.85	275	42.13
10	20.14	145	35.23	280	42.41
15	20.26	150	35.56	285	42.57
20	20.32	155	35.70	290	42.95
25	29.71	160	36.02	295	43.20
30	30.32	165	36.26	300	43.49
35	30.60	170	36.50	305	43.66
40	30.86	175	36.84	310	44.13
45	31.07	180	37.00	315	44.21
50	31.11	185	37.33	320	44.51
55	31.40	190	37.70	325	44.70
60	31.62	195	37.83	330	45.03
65	32.15	200	38.13	335	45.31
70	32.23	205	38.29	340	45.42
75	32.39	210	38.52	345	45.88
80	32.54	215	38.90	350	45.99
85	32.75	220	39.29	355	46.33
90	32.80	225	39.33	360	46.67
95	33.04	230	39.79	365	46.81
100	33.21	235	40.01	370	47.18
105	33.37	240	40.36	375	47.38
110	33.60	245	40.53	380	47.87
115	33.90	250	40.75	385	47.92
120	34.18	255	41.12	390	48.20
125	34.34	260	41.37	395	48.39
130	34.55	265	41.54	400	48.85
135	34.72	270	41.93	405	48.90

RAFT RIVER.		RRGE-1		13 JANUARY 1955	
<u>Z (FT)</u>	<u>T (°C)</u>	<u>Z (FT)</u>	<u>T (°C)</u>	<u>Z (FT)</u>	<u>T (°C)</u>
410	49.27	545	56.17	680	63.51
415	49.50	550	56.73	685	63.69
420	49.71	555	56.91	690	63.68
425	49.91	560	57.05	695	63.69
430	50.05	565	57.11	700	63.80
435	50.29	570	57.34	705	64.01
440	50.58	575	58.25	710	64.09
445	50.79	580	58.43	715	64.13
450	50.93	585	58.38	720	64.28
455	51.07	590	58.13	725	64.70
460	51.39	595	58.62	730	64.74
465	51.42	600	58.78	735	65.48
470	51.74	605	59.07	740	65.29
475	51.86	610	59.56	745	65.32
480	51.87	615	59.96	750	64.53
485	52.09	620	60.43	755	64.32
490	52.15	625	61.22	760	63.38
495	52.19	630	62.26	765	62.75
500	52.22	635	62.41	770	62.71
505	54.52	640	62.73	775	62.69
510	54.95	645	62.91	780	62.68
515	55.14	650	63.02	785	62.67
520	55.21	655	63.09	790	62.66
525	55.36	660	63.30	795	62.65
530	55.47	665	63.27	800	62.65
535	55.66	670	63.41	805	62.64
540	55.92	675	63.46	810	62.64

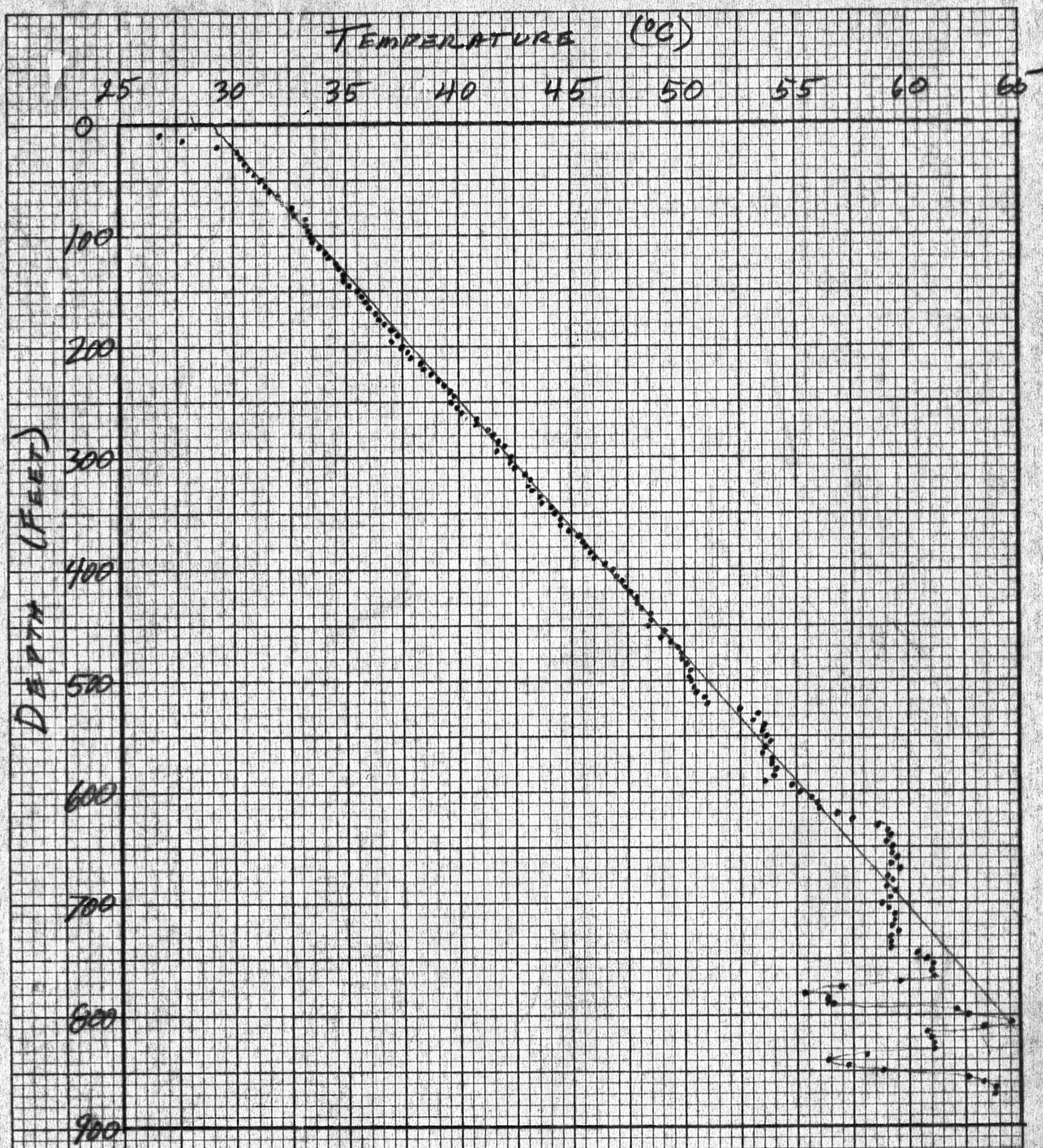
RAFT RIVER RRGE-1 13 JANUARY 1975

Z (FT) T (C)

815	62.64
820	62.64
825	62.63
830	62.63
835	62.63
840	62.63
845	62.63
850	62.63
855	62.62
860	62.62
865	62.62
870	62.61

PROBE PROBABLY STUCK IN MUD

KE 5 X 5 TO THE CENTIMETER 40 1010
16 X 24 CM. KEUFFEL & ESSER CO.



RAFT RIVER RRGE-1

12 JANUARY 1975

600' - 55.2°C (131°F)

RAFT RIVER R.R.GE-1

12 JANUARY 1945

<u>Z</u>	<u>T</u>	<u>Z</u>	<u>T</u>	<u>Z</u>	<u>T</u>
5	23.36	140	34.88	275	41.31
10	26.81	145	35.15	280	41.45
15	27.76	150	35.53	285	41.76
20	29.34	155	35.66	290	42.03
25	30.15	160	35.79	295	41.71
30	30.28	165	36.02	300	42.34
35	30.46	170	36.33	305	42.36
40	30.65	175	36.47	310	42.50
45	30.92	180	36.69	315	42.97
50	31.21	185	37.04	320	43.20
55	31.39	190	37.29	325	43.10
60	31.61	195	37.14	330	43.23
65	31.96	200	37.46	335	43.59
70	32.18	205	37.76	340	43.70
75	32.55	210	37.82	345	44.20
80	32.67	215	38.30	350	44.25
85	33.22	220	38.37	355	44.46
90	33.21	225	38.77	360	44.50
95	33.28	230	39.12	365	44.90
100	33.42	235	39.31	370	45.38
105	33.54	240	39.61	375	45.53
110	33.77	245	39.76	380	45.55
115	34.09	250	39.64	385	45.79
120	34.23	255	39.91	390	46.01
125	34.55	260	40.11	395	46.55
130	34.69	265	40.75	400	46.82
135	34.85	270	40.81	405	46.95

6000 520 (131°F)

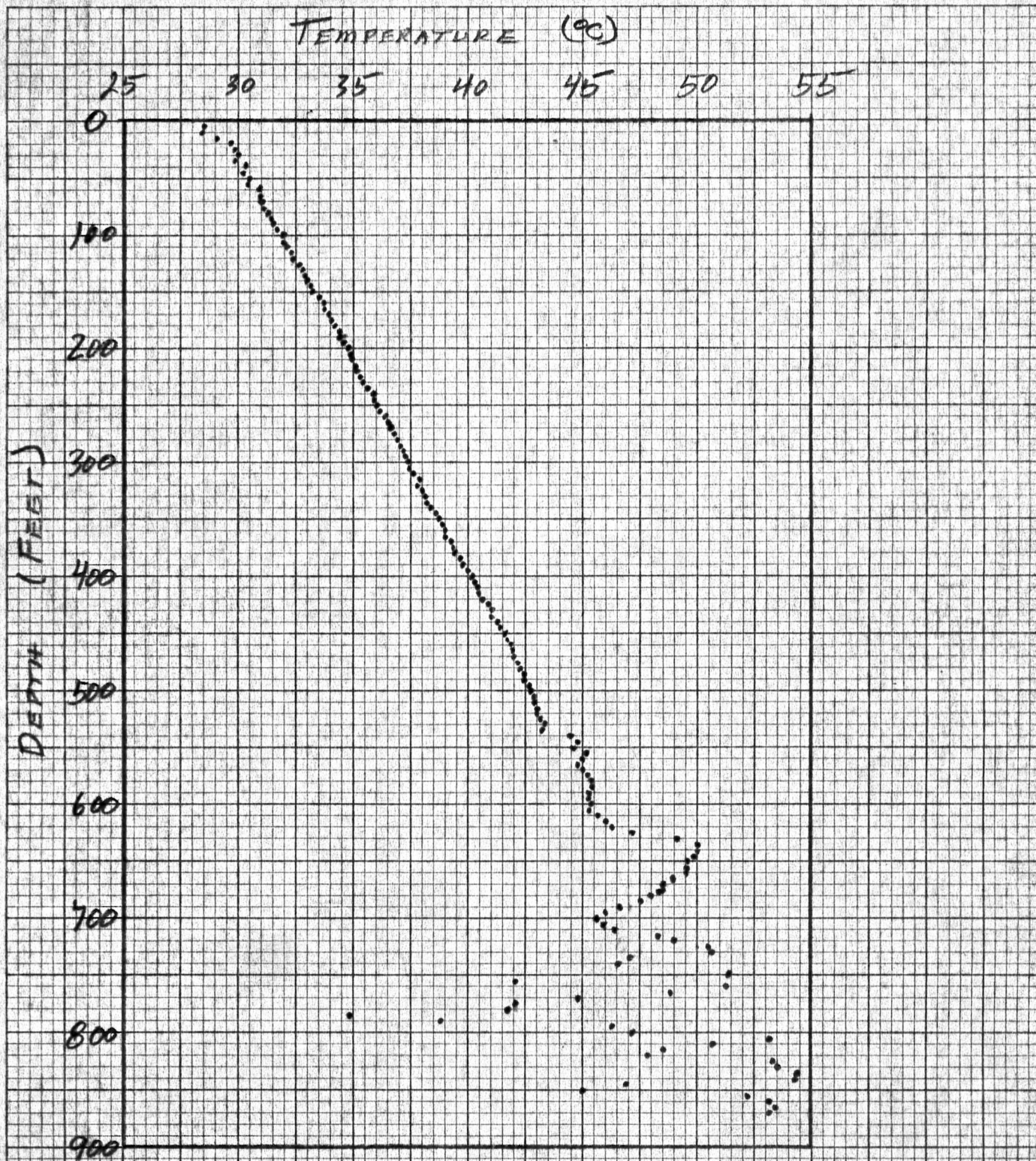
RAFT RIVER

RRGE-1

12 JANUARY 1975

<u>Z</u>	<u>T</u>
815	60.76
820	60.98
825	61.09
830	60.12
835	58.13
840	56.42
845	57.33
850	58.85
855	62.57
860	63.34
865	63.75
870	63.75

KE 5 X 5 TO THE CENTIMETER 40 101U
MADE IN U.S.A.
KEUFFEL & ESSER CO.



RAFT RIVER RRGE-1

11 JANUARY 1975

600' - 45.4°C (114°F)

RAFT RIVER RRGE-1 11 JANUARY 1955

<u>Z (FT)</u>	<u>T (°C)</u>	<u>Z (FT)</u>	<u>T (°C)</u>	<u>Z (FT)</u>	<u>T (°C)</u>
275	36.78	410	40.33	545	44.78
280	36.91	415	40.45	550	44.57
285	37.01	420	40.64	555	45.15
290	37.13	425	40.82	560	45.09
295	37.27	430	40.98	565	44.84
300	37.36	435	41.04	570	45.00
305	37.44	440	41.23	575	45.15
310	37.56	445	41.33	580	45.34
315	37.91	450	41.61	585	45.41
320	37.78	455	41.68	590	45.33
325	38.00	460	41.84	595	45.24
330	38.13	465	41.88	600	45.34
335	38.20	470	41.97	605	45.27
340	38.37	475	42.17	610	45.65
345	38.56	480	42.24	615	45.98
350	38.63	485	42.45	620	46.26
355	38.80	490	42.43	625	47.20
360	38.95	495	42.56	630	49.07
365	38.95	500	42.65	635	50.06
370	39.27	505	42.91	640	50.06
375	39.31	510	42.87	645	49.85
380	39.47	515	43.04	650	49.53
385	39.65	520	43.03	655	49.55
390	39.77	525	43.19	660	49.45
395	40.01	530	43.29	665	48.90
400	40.15	535	43.25	670	48.50
405	40.23	540	44.49	675	48.34

RAFT RIVER - RRGE-1

11 JANUARY 1955

<u>Z (FT)</u>	<u>T (C)</u>	<u>Z (FT)</u>	<u>T (C)</u>
680	48.00	815	48.50
685	47.50	820	47.80
690	46.56	825	53.29
695	45.97	830	59.54
700	45.60	835	54.37
705	45.89	840	54.30
710	46.42	845	46.91
715	48.29	850	45.01
720	49.04	855	52.23
725	50.50	860	53.20
730	50.59	865	53.42
735	47.09	870	53.20
740	44.13		
745	51.45		
750	42.11		
755	51.24		
760	48.84		
765	44.80		
770	42.16		
775	41.77		
780	40.48		
785	34.88		
790	38.78		
795	46.33		
800	47.24		
805	53.22		
810	50.74		